

HENSCHEL'S EXHAUST WAREHOUSE

724-628-6915



Different Trend, Inc.
Quality Driven Products



Web: www.henschelandsons.com
www.facebook.com/henschelandsons

1502 Memorial Blvd Connellsville, PA 15425

Fax 724-628-6934

ORDER ONLINE: www.henschelandsons.com

CATALOG INDEX

• Aero Exhaust	5	• Flowmaster Mufflers	39-40
• AP Exhaust		• FMSI Compression Unions, Tube Nuts, Brake Tubing Coils	41
Brackets	8	• FX Exhaust	
Clamps	7	FlangeFlex Repair	42
DieselTech Connectors, Reducers	19	Flex Pipes, Connector Kits, Hangers, Hardware	44
DieselTech Mufflers, Rain Caps, Flex Tubing	17	Pipe Repair Kits	43
DieselTech Tubing, Clamps	18	Spring Bolt Kits, Flanges, Gaskets	43
Direct-Fit Converters	16	• Henschel And Sons	
Enforcer Mufflers	11	Line Card	3
Flanges	9	• Magnaflow Exhaust	
Gaskets	10	Direct-Fit Converters	48
Glasspacks	23	Mufflers	46
Mandrel Bent Pipes	13	Performance Exhaust Systems	45
MSL Mufflers	12	Universal Converters	47
Prebent Pipes	13	• Mandrel Prebent Pipes	49-50
Spring Bolt Kits	31	• Morse Chop Saw Blades & Step Drills	51
Stainless Steel Mufflers	6	• Netami Exhaust	52
Turbo Mufflers	21	• Performance Muffler Chart	4
Turbopacks	22	• Performance Products Exhaust & Accessories	53
Universal Converters	14-15	• Pollution Control Exhaust Accessories	53
VX, VR Series Mufflers	20	• Rol Exhaust	
• ATP Manifolds	24	Flex Pipes, Clamps	54
• Berkebile Automotive Chemicals	25	Hangers, Brackets, Wires, Spherical Joints	55
• Cherry Bomb Exhaust	26	Hardware	56
• Davico Exhaust	27-28	Spring Bolt Kits	31
• Different Trend Exhaust	29	• Street Flow, Street Max Mufflers, EcoPlus	57-59
• EXD Flex Repair Pipes, Accessories & Hardware, Spring Bolt Kits, etc.	30	• Street Armor T-Pipes	60
• Flo-Pro Exhaust		• Super Toy Chrome Exhaust Tips	61
Big Oval Mufflers	35	• Thunderbolt Exhaust	
Diesel Exhaust Kits	32	Hi-Performance Mufflers	62
Glasspacks, Polished 304 SS Glasspacks, Y,X Pipes	37	Stainless Steel Tips	62-63
Header Collector Kits	31	Spun Converters, Accessories, X&Y Pipes	64
Heavy Duty Mufflers	34		
MAX Mufflers, Twister, Original	36		
Stainless Tips	38		
Tail, Muffler Replacement, 90 Degree Bends, Extension Pipes, Expanders	33		

HENSCHEL & SONS
EXHAUST WAREHOUSE
724-628-6915
CONNELLSVILLE, PA



HENSCHEL AND SONS EXHAUST WAREHOUSE

1502 MEMORIAL BLVD
CONNELLSVILLE, PA 15425

PHONE: 724-628-6915

WEB SITE: WWW.HENSCHELANDSONS.COM

- **AERO EXHAUST**
- **ATP EXHAUST MANIFOLDS**
- **AP EXHAUST PRODUCTS**
 - Universal Catalytic Converters
 - Turbo Mufflers
 - Straight Tubing
 - MSL Mufflers
 - Enforcer Mufflers
- **BEARPAW HAND CLEANER**
- **BERKEBILE CHEMICALS**
- **CHERRY BOMB PERFORMANCE MUFFLERS**
- **CITGO MOTOR OIL**
- **DAVICO MFG. CONVERTERS**
- **DIFFERENT TREND MUFFLER AND TIPS**
- **EXD EXHAUST ACCESSORIES AND HARDWARE**
- **FLEXOVIT CHOP SAW & CUTTING WHEELS**
- **FLOWMASTER**
 - Stainless/Alum Steel Mufflers
 - Exhaust Kits
- **FLO-PRO EXHAUST**
 - Stainless Exhaust Tips
 - Stainless Glasspacks
 - X & Y Pipes
 - Polished Stainless Elbows
- **FMSI AUTOMOTIVE HARDWARE**
 - Brake Line Coils
- **FX EXHAUST**
 - Repair Flex Pipes
 - Mini Flex Pipes
 - Gaskets
 - Universal Connector Kits
- **GRAND ROCK EXHAUST SOLUTIONS**
- **HOLLEY PERFORMANCE BRANDS**
- **MAGNAFLOW EXHAUST**
 - Performance Exhaust Systems
 - Exhaust Tips
 - Mufflers
 - Catalytic Converters
- **MORSE CHOP SAW BLADES**

- **NETAMI EXHAUST**
- **PERFORMANCE PRODUCTS**
 - Mandrel Tail Pipes
 - Mig Wire
 - Whisper Quiet Mufflers
 - J Bends
- **POLLUTION CONTROL**
 - Clamps
 - Air Tubes
 - Recessed Nuts
 - Cutting Wheels
- **RAG COMPANY PREMIUM DETAILING PRODUCTS**
- **RANDOM PRODUCTS CUTTING WHEELS**
- **ROL/NICKSON EXHAUST PRODUCTS**
 - Flex Pipes
 - Spring Bolt Kits
 - Hardware
 - Hangers
- **STAINLESS STEEL TUBING**
- **SUPER TOY CHROME EXHAUST TIPS**
- **THUNDERBOLT**
 - Stainless Steel Tips
 - Spun Formed Converters
 - Hi-Performance Mufflers
- **WALKER OXYGEN SENSORS**
 - Fuel Delivery Components
 - Emission Control Products

PCI POLLUTION
CONTROL
INDUSTRIES














ROL
Exhaust











EQUIPMENT

- **BEND PAK LIFTS & PIPE BENDERS**
- **HUTH PIPE BENDERS**
- **BEN PEARSON PIPE BENDERS**



 AP Part# Aluminized Steel, Aggressive Sound	 Cherry Bomb Part# Aluminized Steel, Aggressive Sound	 Different Trends Part# Aluminized Steel, Aggressive Sound	 Flowmaster Part# Stainless/ Aluminized Steel, Aggressive Sound	 Thunderbolt Part# Aluminized Steel, Aggressive Sound	In/Out	Config.	Body Length	Overall Length	Body Height/ Width	
	VX4422	8C24D24		TB4422	2 1/4"	C/D	13"	19"	4"x9"	
 CHERRY BOMB	VX2442		82442	42442	2 1/4"	C/O	13"	19"	4"x9"	
	VX4134		8D24D24-17		2 1/4"	D/D	13"	19"	4"x9"	
	VX4554		8D24D24-17		2 1/4"	D/D	17"	23"	4"x9"	
	VR7431		72441		2 1/4"	O/C	6 1/2"	13"	4"x9"	
	VX2441		82441	42441, KO42441, 8042441		2 1/4"	O/C	13"	19"	4"x9"
 FLOWMASTER THE EXHAUST TECHNOLOGY COMPANY	VR7429		72443		TR429	2 1/4"	O/O	6 1/2"	13"	4"x9"
	VX2443		82443	42443 KO42443		2 1/4"	O/O	13"	19"	4"x9"
	VR7426	7426CB		842515	TR426	2 1/2"	C/C	6 1/2"	13"	4"x9"
	VX5400		825400		TC5400	2 1/2"	C/D	13"	19"	4"x9"
	VX2542			42542		2 1/2"	C/O	13"	19"	4"x9"
	VX2552					2 1/2"	D/C	17"	23"	4"x9"
 Different Trend, Inc. Quality Direct Products	VR7432			842516		2 1/2"	O/C	6 1/2"	13"	4"x9"
	VX2541		82541	42541, KO42541, 8042541		2 1/2"	O/C	13"	19"	4"x9"
	VR7430		72543	842518		2 1/2"	O/O	6 1/2"	13"	4"x9"
	VX2543		82543	42543, KO42543, 8042543		2 1/2"	O/O	13"	19"	4"x9"
 street FLOW	VR7425			8425152	TR425	2 1/2"/2 1/4"	C/D	6 1/2"	13"	4"x9"
	VX5422		825422			2 1/2"/2 1/4"	C/D	13"	19"	4"x9"
	VR7428			843015	TR428	3"	C/C	6 1/2"	13"	4"x9"
	VX3042					3"	C/O	13"	19"	4"x9"
 FLOW	VX3041	AER# SF43041	83041	43041, KO43041, 8043041		3"	O/C	13"	19"	4"x9"
	VX3043		83043	43043, KO43043, 8043043		3"	O/O	13"	19"	4"x9"
	VX0422				TC0422	3"/2 1/4"	C/D	13"	19"	4"x9"
 CHERRY BOMB	VR7427	7427CB, AER# SF430152		8430152	TR427	3"/2 1/2"	C/D	6 1/2"	13"	4"x9"
	VX0402		830402	430402, KO430402, 80430402		3"/2 1/2"	C/D	13"	19"	4"x9"

PERFORMANCE MUFFLER CROSS REFERENCE CHARTS

 AP Part# Stainless Steel, Deep Sound	 Cherry Bomb Part# Stainless Steel, Deep Sound	 Flowmaster Part# Stainless Steel, Moderate Sound	 Magnaflow Stainless Steel Deep Throaty Sound	In/Out	Config.	Body Length	Overall Length	Body Height/ Width	
	XS0445	SA0445	71415	10415	2.25"	C/C	14"	20"	4" Round
	XS0425	SA0425			2.25"	C/C	18"	24"	4" Round
 CHERRY BOMB	XS0416		71416	10416	2.5"	C/C	14"	20"	4" Round
	XS0426				2.5"	C/C	18"	24"	4" Round
	XS2772	SA2772		12772	4"	C/C	24"	30"	7" Round
 FLOWMASTER THE EXHAUST TECHNOLOGY COMPANY	XS1149				2.25"	C/D	14"	20"	4"x9" Oval
	XS1225	SA1225		11225	2.25"	O/C	14"	20"	4"x9" Oval
	XS1255	SA1255			2.25"	O/C	18"	24"	4"x9" Oval
		SA1235	71235	11235	2.25"	O/O	14"	20"	4"x9" Oval
	XS1226	SA1226	71226	11226	2.5"	O/C	14"	20"	4"x9" Oval
	XS1256	SA1256		11256	2.5"	O/C	18"	24"	4"x9" Oval
	XS2265	SA2265		12265	2.5"	O/D	18"	24"	4"x9" Oval
	XS1236	SA1236	71236	11236	2.5"	O/O	14"	20"	4"x9" Oval
	XS1266	SA1266			2.5"	O/O	18"	24"	4"x9" Oval
	XS2157	SA2157			2.5"/2.25"	C/D	14"	20"	4"x9" Oval
 MAGNAFLOW	XS2258	SA2258			2.5"/2.25"	C/D	18"	24"	4"x9" Oval
	XS2298	SA2298			3"	C/D	18"	24"	4"x9" Oval
		SA1229	71229	11229	3"	O/C	14"	20"	4"x9" Oval
	XS1259	SA1259			3"	O/C	18"	24"	4"x9" Oval
	XS2197	SA2197			3"/2.25"	C/D	14"	20"	4"x9" Oval
 Different Trend, Inc. Quality Direct Products	XS2278				3"/2.25"	C/D	18"	24"	4"x9" Oval
	XS2198	SA2198	72198	12198	3"/2.5"	C/D	14"	20"	4"x9" Oval
	XS2288	SA2288		12288	3"/2.5"	C/D	18"	24"	4"x9" Oval
	XS2568	SA2568			2.5"	D/D	22"	28"	5"x11" Oval
	XS2579				3"	C/C	22"	28"	5"x11" Oval
	XS2589	SA2589		12589	3"	C/O	22"	28"	5"x11" Oval
	XS2588			12588	3"/2.5"	C/D	22"	28"	5"x11" Oval



Now
Carries:



**304
Stainless
Steel**

Another Great Brand Added to our Line Card!

AERO Exhaust offers a premium line of high-quality performance mufflers, resonators, and direct-fit kits. All fully constructed from 304 grade stainless steel and backed by a lifetime limited warranty. Become part of an exclusive network of authorized dealers. **Most importantly this brand is 100% MAP enforced, protecting your investment!**



TURBINE

Aggressive Sound



- Patented Airfoil Cone Technology
- 100% 304 Stainless Steel
- Hand Polished Mirror Finish
- Fully Welded Construction
- Increased Power & Torque
- Lifetime Limited Warranty

Part#	Body Length	Overall Length	Body Diam.	Inlet	Outlet
AT4040	14"	20"	6"	4"	4"

AR Series RESONATOR

Hand Polished 304 Stainless Steel



- Reduces Interior Drone
- 100% 304 Stainless Steel
- High Temp Ceramic Material
- Straight Through Performance Design
- Hand Polished Mirror Finish
- Lifetime Limited Warranty

Part#	Body Length	Overall Length	Body Diam.	Inlet	Outlet
AR20	10"	14"	4"	2"	2"
AR25	10"	14"	4"	2.5"	2.5"
AR30	10"	14"	6"	3"	3"



TR Series RESONATOR

Satin Finish 304 Stainless Steel



- Reduces Interior Drone
- 100% 304 Stainless Steel
- High Temp Ceramic Material
- Straight Through Performance Design
- Raw Satin Finish
- Lifetime Limited Warranty

Part#	Body Length	Overall Length	Body Diam.	Inlet	Outlet
TR225	6"	8"	4.5"	2.25"	2.25"
TR251	9.5"	10.5"	3.5"	2.5"	2.5"
TR253	14.5"	15.5"	3.5"	2.5"	2.5"
TR31	13"	16"	5"	3"	3"
TR32	14"	16"	4"	3"	3"

Ask your salesperson for further details.

Phone: (724) 628-6915


Web: henschelandsons.com

Fax: (724) 628-6934

ORDER ONLINE: www.henschelandsons.com

HIGH PERFORMANCE STAINLESS STEEL MUFFLERS

- Heavy gauge 100% Stainless Steel
 - All Welded Construction
- Straight Through Flow Design
 - Increase Flow
- Excellent Performance Sound
 - Reversible
- High Temperature Acoustical Filler Material



4in. Round

In/Out	Length	Overall	Config.	Part #
2.5"	14"	20"	Center/Center	XS0416
2.25"	18"	24"	Center/Center	XS0425
2.5"	18"	24"	Center/Center	XS0426
3"	14"	20"	Center/Center	XS0433
2.25"	14"	20"	Center/Center	XS0445

4" x 9" Oval

In/Out	Length	Overall	Config.	Part #
2.25"	14"	20"	Center/Dual	XS1149
2.25"	14"	20"	Offset/Center	XS1225
2.5"	14"	20"	Offset/Center	XS1226
2.5	14"	20"	Offset/Offset	XS1236
2.25	18"	24"	Offset/Center	XS1255
2.5	18"	24"	Offset/Center	XS1256
3	18"	24"	Offset/Center	XS1259
2.5	18"	24"	Offset/Offset	XS1266
2.5/ 2.25	14"	20"	Center/Dual	XS2157

4" x 9" Oval

In/Out	Length	Overall	Config.	Part #
3/2.25	14"	20"	Center/Dual	XS2197
3/2.5	14"	20"	Center/Dual	XS2198
2.5/ 2.25	18"	24"	Center/Dual	XS2258
2.5	18"	24"	Transverse &Offset/Dual	XS2265
3/2.25	18"	24"	Center/Dual	XS2278
3/2.5	18"	24"	Center/Dual	XS2288
3	18"	24"	Center/Dual	XS2298

5" x 11" Large Oval

In/Out	Length	Overall	Config.	Part #
2.5	22"	28"	Dual/Dual	XS2568
3	22"	28"	Center/Center	XS2579
2.5/3 3/2.5	22"	28"	Dual/Center Center/Dual	XS2588
3	22"	28"	Center/Offset	XS2589

7" Round

In/Out	Length	Overall	Config.	Part #
4"	24"	30"	Center/Center	XS2772
5"	24"	30"	Center/Center	XS2774

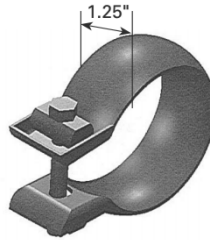


CLAMPS

CLAMP-A-STUD



P/N	SIZE	BOX QTY
8027	1 1/4"-2 1/4"	1



8620
8625

8620-Chevy, Ford, GMC
8625-Chrysler, Dodge,
Jeep, Ram, Volkswagen

DGM STYLE 3/8" U-BOLT W/ FLANGE NUT



P/N	SIZE	BOX QTY
9972	3"	50

SLOTTED HD 3/8" U-BOLT W/ FLANGE NUT



P/N	SIZE	BOX QTY
339890	2"	100
339889	2 1/4"	100
339888	2 1/2"	100

STANDARD DUTY 5/16" U-BOLT W/ FLANGE NUT



P/N	SIZE	BOX QTY
339980	2"	50
339982	2 1/4"	50
339983	2 1/2"	50

FLATBAND EXHAUST CLAMPS



P/N	SIZE	Material
AS214	2 1/4"	Aluminized
AS212	2 1/2"	Aluminized
AS300	3"	Aluminized
SAS200	2"	Bright 430 SS
SAS214	2 1/4"	Bright 430 SS
SAS212	2 1/2"	Bright 430 SS
SAS300	3"	Bright 430 SS

FLATBAND EXHAUST CLAMPS



P/N	SIZE	Material	P/N	SIZE	Material
B200	2"	Bright 304 SS	B300	3"	Bright 304 SS
B214	2 1/4"	Bright 304 SS	B312	3 1/2"	Bright 304 SS
B212	2 1/2"	Bright 304 SS	B400	4"	Bright 304 SS
B234	2 3/4"	Bright 304 SS	B500	5"	Bright 304 SS

EXTRA HEAVY DUTY CLAMPS 3/8" U-BOLT 11 GAUGE SADDLE



P/N	SIZE	BOX QTY	P/N	SIZE	BOX QTY
H200	2"	1	H234	2 3/4"	1
H218	2 1/8"	1	H300	3"	1
H214	2 1/4"	1	H312	3 1/2"	1
H212	2 1/2"	1	H400	4"	1
			H500	5"	1

STAINLESS STEEL 3/8" U-BOLT



P/N	SIZE	BOX QTY
SS214	2 1/4"	1

STANDARD DUTY 5/16" U-BOLT































P/N	SIZE	BOX QTY
U112	1 1/2"	1
U134	1 3/4"	1



EXHAUST TECHNOLOGIES®

BRACKETS
& MISC.
TOP NUMBERS

 Part# 8166	 Part# 8287	 Part# 339820	 Part# 4962	 Part# 339898
 Part# 8180	 Part# 8531	 Part# 8070	 Part# PH450	 Part# 339850
 Part# 339799	 Part# 339816	 Part# 339896	 Part# 9959	 Part# 8092
 Part# 8196	 Part# 8058	 Part# 339830	 Part# 9926	 Part# 8066
 Part# 9952	 Part# 8560	 Part# 339899	 Part# 8208	 Part# 8095
		 Part# 8202	 Part# 8233	 Part# 8484




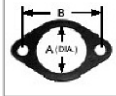
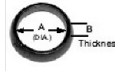
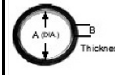
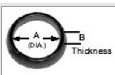
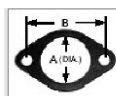
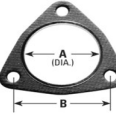
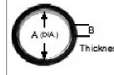
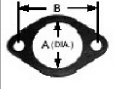

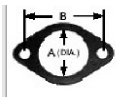

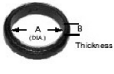


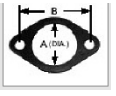


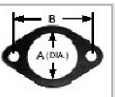
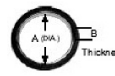
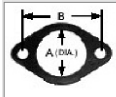
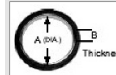


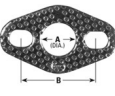
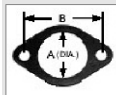




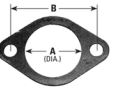



EXHAUST TECHNOLOGIES®



EXHAUST TECHNOLOGIES®

FLANGES

	Part# 8780		Part# 9162		PN# 9155		Part# 9150
	PN# 9156		Part# 8798		Part# 8777		Part# 9164
	PN# 8032		PN# 8033		PN# 9154		PN# 9173
	PN# 8034		PN# 9180		PN# 8788		PN# 8799
	PN# 9152		PN# 9153		PN# 9178		PN# 8786
SPLIT FLANGES		Part# 9171		Part# 8043		EXHAUST TECHNOLOGIES®	

 Part# 8711	 Part# 8772, 8772B10	 Part# 8706	 Part# 9024	 Part# 9095
 Part# 9256	 Part# 8403	 Part# 9080	 Part# 8724	 Part# 9234
 Part# 8771	 Part# 9270	 Part# 8717	 Part# 9212	 Part# 8762
 Part# 9284	 Part# 9279	 Part# 8692	 Part# 9079	 Part# 9027
 Part# 8697	 Part# 9282	 Part# 8688	 Part# 8423	 Part# 9291
 Part# 9099	 Part# 8742	 Part# 8768	 Part# 8406	 Part# 9216
 Part# 9238	 Part# 8426	 Part# 9289		

ENFORCER II.

DESIGNED FOR THE PROFESSIONAL INSTALLER

CROSS SECTION	BODY LENGTH	OVERALL LENGTH	INLET SIZE (ID)	OUTLET SIZE (ID)	INLET/OUTLET CONFIGURATION	PART NO. INTERNAL STAMPED PANEL DESIGN	PART NO. INTERNAL TUBE & BAFFLE DESIGN
3.25" X 7.75" OVAL	12.00"	17.00"	1.50"	1.50"	OFFSET/CENTER		3781
	14.00"	18.00"	1.75"	1.75"	OFFSET/CENTER		3750
4.25" X 8.75" OVAL	13.00"	17.00"	2.00"	2.00"	OFFSET/CENTER	3779	
	15.00"	21.00"	1.75"	1.75"	OFFSET/CENTER		3751SL
	15.00"	21.00"	1.75"	1.75"	OFFSET/OFFSET	3783	
	15.00"	21.00"	2.00"	2.00"	OFFSET/CENTER		3738SL
	16.00"	23.00"	2.00"	2.00"	OFFSET/CENTER		3737SL
	16.00"	23.00"	2.00"	2.00"	OFFSET/OFFSET	3780	
	18.00"	25.00"	1.75"	1.75"	OFFSET/CENTER	3784	
	19.00"	26.00"	2.00"	2.00"	OFFSET/CENTER		3756SL
	19.00"	26.00"	2.00"	2.00"	OFFSET/OFFSET		3757SL
	19.00"	26.00"	2.25"	2.25"	OFFSET/CENTER		3762SL
4.06" X 10.50" OVAL	17.00"	20.00"	2.00"	2.00"	OFFSET/CENTER	3787	
	19.00"	26.00"	2.00"	2.00"	OFFSET/CENTER		3776SL
	19.00"	26.00"	2.00"	2.00"	OFFSET/OFFSET	3778	
	19.00"	26.00"	2.25"	2.25"	OFFSET/OFFSET		3746SL
	19.00"	26.00"	2.25"	2.25"	OFFSET/CENTER		3769SL
	19.00"	26.00"	2.25"	2.00"	OFFSET/OFFSET		3775SL
	19.00"	26.00"	2.25"	2.00"	OFFSET/CENTER		3777SL
	19.00"	26.00"	2.50"	2.25"	OFFSET/CENTER		3770SL
6.00" ROUND	25.00"	33.00"	2.50"	2.50"	Offset/Offset		3767
	16.00"	22.00"	1.75"	1.75"	OFFSET/OFFSET		3743
	16.00"	23.00"	1.75"	1.75"	OFFSET/OFFSET		3782
	16.00"	20.00"	2.00"	2.00"	OFFSET/OFFSET		3786
	18.00"	24.00"	2.00"	2.00"	OFFSET/OFFSET		3742
	20.00"	33.00"	2.00"	2.00"	OFFSET/OFFSET		3761
	20.00"	30.00"	2.25"	2.25"	OFFSET/OFFSET		3794
	23.00"	29.00"	2.25"	2.25"	OFFSET/OFFSET		3741
	25.00"	33.00"	2.25"	2.25"	OFFSET/OFFSET		3766
	26.00"	33.00"	2.00"	2.00"	OFFSET/OFFSET		3785



ORDER ONLINE: www.henschelandsons.com



DIRECT FIT & UNIVERSAL MUFFLERS FOR THE PROFESSIONAL INSTALLER



TOP NUMBERS

Part Number	Application
700257	2000 Chrysler Grand Voyager, 96-07 Town & Country, 00-03 Voyager, 96-03 Dodge Caravan, 96-05 Grand Caravan, 96-00 Plymouth Grand Voyager, 96-00 Voyager
700045	86-01 Jeep Cherokee, 86-92 Comanche, 86-90 Wagoneer
700185	95-98 Buick Skylark, 95 Cadillac Deville, 95-99 Eldorado, 95-97 Seville, 95-96 Chevrolet Beretta, 95-05 Cavalier, 95-96 Corsica, 95-98 Oldsmobile Achieva, 95-98 Pontiac Grand Am, 95-05 Sunfire
6597	94-96 Buick Park Avenue, 95 Cadillac Deville, 79 Chrysler Cordoba, 79 Dodge Magnum, 91-92 Ford Explorer, 91-92 Mazda Navajo, 94-96 Oldsmobile 98
700104	88-93 Chevy/GMC C1500, 88-95 C2500, 89-95 C3500, 88-93 K1500, 88-95 K2500, 88-95 K3500 4.3L, 5.7L, 6.2L
6564	84-86 Buick Century, 84-86 Celebrity, 84-86 Oldsmobile Cutlass Ciera, 84-86 Pontiac 6000 2.5L, 2.8L, 3.0L, 4.3L
700075	87-96 Dodge Dakota, 84-87 Jeep Cherokee, 86 Comanche, 84-86 Wagoneer
700126	88-93 Chevrolet C1500, 88-95 C2500, 91-95 C3500, 91 G10, 91 G20, 91 G30, 88-93 K1500, 88-95 K2500, 91-95 K3500, 88-93 GMC C1500, 88-95 C2500, 91-95 C3500, 91 G1500, 91 G2500, 91 G3500, 88-93 K1500, 88-95 K2500, 91-95 K3500
700234	94-99 Buick Lesabre, 02-05 Rendezvous, 02-07 Jeep Liberty, 94-99 Oldsmobile 88, 01-05 Pontiac Aztec, 94-99 Bonneville
6530	86-90 Isuzu Pickup, 86-91 Trooper 2.2L, 2.3L, 2.6L, 2.8L
700362	99-01 Jeep Grand Cherokee
700298	05-07 Buick Allure, 05-08 Lacrosse, 00-05 Chevy Monte Carlo, 97-08 Pontiac Grand Prix
700429	04-07 Buick Rainier, 02-09 Chevy Trailblazer, 02-09 GMC Envoy, 03-08 Isuzu Ascender, 02-04 Oldsmobile Bravada
700300	05-07 Buick Allure, 05-08 Lacrosse, 00-05 Chevy Monte Carlo, 97-08 Pontiac Grand Prix
700304	97-03 Ford E-150, 97-03 E-250
700333	97-05 Buick Century, 00-05 Chevy Monte Carlo, 97-08 Pontiac Grand Prix
700450	06-11 Chevy Impala, 06-07 Monte Carlo
709998	Oval Body, H4.06"xW10.5"xL20"; 26" OAL; 2.5" ID Config. C/O
700297	97-03 Ford F-150, 04 F-150 Heritage, 97-99 F-250
700252	95-98 Toyota T100, 95-16 Tacoma, 00-06 Tundra 3.4L, 2.7L, 4.0L, 4.7L
700215	93 Oldsmobile Cutlass Supreme, 93-96 Pontiac Grand Prix 3.1L
700466	06-10 Jeep Commander, 05-10 Grand Cherokee 3.7L, 4.7L, 5.7L
700000	87-96 Ford E-150, E-250, E-350 4.9L, 5.0L, 5.8L
700367	99-04 Ford F-250, F-350 5.4L, 6.8L
6520	58-64 Chev. 6-8 cyl. All Models, exc. Hi. Performance, 58-59 Series 5,000-10,000, 54-57 Chev. 6-8 cyl. (exc. Conv.)
700190	93-95 Jeep Wrangler 2.5L, 4.0L
700295	98-02 Dodge Ram 1500, 2500, 3500 3.9L, 5.2L, 5.9L
700414	02-04 Jeep Grand Cherokee 4.0L, 4.7L
700479	07-11 Dodge Nitro, 08-12 Jeep Liberty 3.7L
6536	79-80 Pontiac Sunbird 2.5L
700303	03 Chevy Silverado 1500, 99-00 Silverado 2500, 00-03 Suburban 1500, 00-03 Tahoe, 00-01 GMC Sierra 1500, 00 Sierra 2500 4.8L, 5.3L
700365	96-00 Chevy C3500, 99-00 C6500, 99-00 C7500, 96-00 K2500, 96-00 K3500, 96-00 GMC C3500, 99-00 C6500, 99-00 C7500, 96-00 K2500, 96-00 K3500 5.7L, 7.4L
700114	87-92 Jeep Wrangler 2.5L, 4.0L
700427	04-08 Chevy Malibu 2.2L, 3.5L



PREBENT PIPE DIRECT FIT FOR EASY INSTALLATION

OE STYLE

- 100% aluminized pipes are constructed from heavy 14 and 16-gauge steel.
- Re-aluminized weld seam to prevent corrosion.
- Precision engineered fit for easy installation.



TOP NUMBERS

Part Number	Application
68422	13-19 Ford Escape 1.5L, 1.6L, 2.0L, 2.5L Exhaust Muffler Assembly
10736	Aluminized 45 Degree Elbow, 4" Diameter, Style ID-OD, Length A-B 5"-5", Centerline Radius 4"
10557	Aluminized 90 Degree Elbow, 5" Diameter, Length A-B 11"-11", Centerline Radius 6"
10795	Aluminized 90 Degree Elbow, 3 1/2" Diameter, Length A-B 6 1/4"-6 1/4", Centerline Radius 3 1/2"
54957	98-06 Ford Ranger, 01-04 Mazda B2300, 98-01 B2500, 98-03 B3000, 98-03 B4000
68467	05-10 Chevy Cobalt, 06-11 HHR, 07-10 Pontiac G5, 05-06 Pursuit 2.2L
58454	05-07 Buick Allure, 03-05 Century, 05-09 Lacrosse, 03-04 Regal, 03-05 Chevy Impala, 03-05 Monte Carlo, 03-08 Pontiac Grand Prix 3.1L, 3.4L, 3.8L
10314	Aluminized 45 Degree Elbow, 3 1/2" Diameter, Style ID-OD, Length A-B 8"-8", Centerline Radius 7"
58550	10-17 Chevy Equinox, 10-17 GMC Terrain 2.4L
54217	07-11 Dodge Nitro, 08-12 Jeep Liberty 3.7L Exhaust Tail Pipe
10681	Aluminized 90 Degree Elbow, 4" Diameter, Length A-B 8"-8", Centerline Radius 4 1/2"
54180	04-14 Ford F-150 3.5L, 3.7L, 4.2L, 4.6L, 5.0L, 5.4L, 6.2L
14603	Aluminized ID-ID Connector, ID-ID 4"-4", Length 6"
58500	06-11 Chevy Impala, Monte Carlo 3.5L
10315	Aluminized 45 Degree Elbow, 4" Diameter, Style ID-OD, Length A-B 9 1/4"-9 1/4", Centerline Radius 8"



MANDREL BENT EXHAUST AND TAILPIPES

- 100% aluminized construction.
- Smooth flowing design reduces backpressure and increases performance.



TOP NUMBERS

Part Number	Application
X6104, X6105	87-02 Chevy/GMC Truck C/K Series, 87-04 Dodge Truck 1500/2500, 87-02 Ford Truck F-Series, 2 1/2" Dual Conversion
X6102, X6103	87-02 Chevy/GMC Truck C/K Series, 87-04 Dodge Truck 1500/2500, 87-02 Ford Truck F-Series, 2 1/4" Dual Conversion
X6007 X5X6007	01-06 Chevy/GMC 1500, 2500, 3500 HD Series 6.0L, 8.1L, 88-99 Chevy GMC Full Size, Light Duty Trucks (1999 Pickups with old body style) 5.7L, 88-01 Dodge Full Size, Light-Duty Trucks, 88-97 Ford Full Size, Light-Duty Trucks
X5002, X5003	87-93 Ford Mustang, GT 5.0L
X6500	89-92 Chevy Camaro 5.7L 3" Dia.
X6301, X6302	73-86 Chevy C10, C20, C30, K10, K20, K30, 87 R10, R20, R30, V10, V20, V30, 75-86 Ford F-150 5.0L, 5.7L 5.8L, 5.9L, 6.2L 6.4L, 6.6L, 7.5L
X5500	95-02 Chevy Camaro, 95-02 Pontiac Firebird 5.7L



UNIVERSAL CONVERTERS



6020**/6022** Series

Standard Duty



P/N	IN	OUT	OAL	CONFIGURATION
602004	2"	2"	14"	w/Air Tube
602005	2 1/4"	2 1/4"	14"	w/Air Tube
602006	2 1/2"	2 1/2"	14"	w/Air Tube
602007	3"	3"	14"	w/Air Tube

602*** Specialty

Standard Duty



P/N	IN	OUT	OAL	CONFIGURATION
602214	2"	2"	12 3/4"	Round w/o Air Tube
602215	2 1/4"	2 1/4"	13"	Round w/o Air Tube

6025** Series

Enhanced Standard Duty



602543	1 3/4"	1 3/4"	16"	Oval w/o Air Tube
602544	2"	2"	16"	Oval w/o Air Tube
602545	2 1/4"	2 1/4"	16"	Oval w/o Air Tube
602546	2 1/2"	2 1/2"	16"	Oval w/o Air Tube
602547	3"	3"	16"	Oval w/o Air Tube

6040** Series

Heavy Duty



P/N	IN	OUT	OAL	CONFIGURATION
604007	3"	3"	16 1/2"	Oval w/o Air Tube

6060** Series

Super Duty



P/N	IN	OUT	OAL	CONFIGURATION
606007	3"	3"	21 1/2"	Oval w/o Air Tube

608*** Series

EPA OBDII By Design

OBDII Vehicles up to LEV



P/N	IN	OUT	OAL	CONFIGURATION
608204	2"	2"	16"	Oval w/o Air Tube
608205	2 1/4"	2 1/4"	16"	Oval w/o Air Tube
608206	2 1/2"	2 1/2"	16"	Oval w/o Air Tube
608214	2"	2"	16"	Round w/o Air Tube
608215	2 1/4"	2 1/4"	16"	Round w/o Air Tube
608216	2 1/2"	2 1/2"	16"	Round w/o Air Tube
608217	3"	3"	16"	Round w/o Air Tube
608224	2"	2"	16 1/2"	Oval w/o Air Tube
608225	2 1/4"	2 1/4"	16 1/2"	Oval w/o Air Tube
608226	2 1/2"	2 1/2"	16 1/2"	Oval w/o Air Tube
608227	3"	3"	16 1/2"	Oval w/o Air Tube
608234	2"	2"	16 1/2"	Oval w/o Air Tube w/2 O2 Sensor ports
608235	2 1/4"	2 1/4"	16 1/2"	Oval w/o Air Tube w/2 O2 Sensor ports
608240	2 1/2" Dual	2 1/2"	17"	w/O2 Port
608255	2 1/4"	2 1/4"	14"	Round w/O2 Port Mid. Body Position
608294	2"	2"	12"	w/O2 Port
608295	2 1/4"	2 1/4"	12"	w/O2 Port

EPA UNIVERSAL CONVERTER

STUFFED TUBE, NO NECKS



P/N	Body	OAL	In/Out	Config.
608364	4" Round	7"	2"	Straight
608365	4" Round	7"	2 1/4"	Straight
608366	4" Round	7"	2 1/2"	Straight
608374	4" Round	7"	2"	Angled/Straight
608375	4" Round	7"	2 1/4"	Angled/Straight



UNIVERSAL CONVERTERS



608*** Series

EPA OBDII By Design

LEVII and Cleaner Applications



SELECT+PLUS TECHSERIES

ULEV AND CLEANER APPLICATIONS



P/N	IN	OUT	OAL	CONFIGURATION
608264	2"	2"	14"	Round w/o Air Tube
608265	2 1/4"	2 1/4"	14"	Round w/o Air Tube
608266	2 1/2"	2 1/2"	14"	Round w/o Air Tube
608274	2"	2"	12"	Angled Inlet and Outlet w/o Air Tube
608284	2"	2"	12 1/2"	Angled Inlet, w/o Air Tube
608286	2 1/2"	2 1/2"	12 1/2"	Angled Inlet, w/o Air Tube
608316	2 1/2"	2 1/2"	16"	Round w/Air Tube
608326	2 1/2"	2 1/2"	16"	Two O2 Sensor Ports One In Middle Of Shell & One At Left Top Inlet
608314	2"	2"	16"	One O2 Sensor Port In Top Middle Of Body
608315	2 1/4"	2 1/4"	16"	One O2 Sensor Port In Top Middle Of Body
608405	2 1/4"	2 1/4"	14"	Oval w/o Air Tube
608406	2 1/2"	2 1/2"	14"	Oval w/o Air Tube
608407	3"	3"	14"	Oval w/o Air Tube
608414	2"	2"	12 1/4"	Round w/o Air Tube
608415	2 1/4"	2 1/4"	12 1/4"	Round w/o Air Tube
608416	2 1/2"	2 1/2"	12 1/4"	Round w/o Air Tube
608417	3"	3"	12 1/4"	Round w/o Air Tube

P/N	IN	OUT	OA L	CONFIGURATION
608704	2"	2"	14"	4" Round
608705	2 1/4"	2 1/4"	14"	4" Round
608706	2 1/2"	2 1/2"	14"	4" Round
608714	2"	2"	14"	4" Round w/O2 Port near outlet
608715	2 1/4"	2 1/4"	14"	4" Round w/O2 Port near outlet
608716	2 1/2"	2 1/2"	14"	4" Round w/O2 Port near outlet
608734	2"	2"	16"	4" Round
608735	2 1/4"	2 1/4"	16"	4" Round
608736	2 1/2"	2 1/2"	16"	4" Round
608737	3"	3"	16"	4" Round
608744	2"	2"	16"	4" Round w/Midbed O2 Port
608745	2 1/4"	2 1/4"	16"	4" Round w/Midbed O2 Port
608746	2 1/2"	2 1/2"	16"	4" Round w/Midbed O2 Port
608747	3"	3"	16"	4" Round w/Midbed O2 Port
608755	2 1/4"	2 1/4"	16"	4" Round w/End O2 Port
608756	2 1/2"	2 1/2"	16"	4" Round w/End O2 Port
608757	3"	3"	16"	4" Round w/End O2 Port

Oval Universal, Pre OBDII
Heavy Duty Specialty



P/N	IN	OUT	OAL	CONFIGURATION
609006	2 1/2"	2 1/2"	16 1/2"	w/Air Tube
609007	3"	3"	16 1/2"	Oval w/o Air Tube
609244	2" Dual	2 1/2"	17"	w/O2 Port

SUPER SELECT+ TECH SERIES

Features a new advanced washcoat and enhanced metal loading that improves the efficiency and durability of the catalyst.



P/N	IN	OUT	OA L	CONFIGURATION
608894	2"	2"	15"	5" Round Two O2 Ports
608895	2 1/4"	2 1/4"	15"	5" Round Two O2 Ports
608896	2 1/2"	2 1/2"	15"	5" Round Two O2 Ports
608897	3"	3"	15"	5" Round Two O2 Ports


THE CONTENDER
Quality That Goes The Distance



EPA OBD II CONVERTERS—5.9L
ENGINE / 6515 LBS TEST WEIGHT

P/N	IN	OUT	OAL	CONFIGURATION
190414	2"	2"	14"	1 O2 Port
190415	2 1/4"	2 1/4"	14"	1 O2 Port
190416	2 1/2"	2 1/2"	14"	1 O2 Port
190417	3"	3"	14"	1 O2 Port
190525	2 1/4"	2 1/4"	15"	2 O2 Ports
190526	2 1/2"	2 1/2"	15"	2 O2 Ports
190527	3"	3"	15"	2 O2 Ports
190667	3"	3"	12 1/2"	1 O2 Port

Spun Body
Converters



Pre-OBD II Universal	Part Number
2 1/4"	602385
2 1/2"	602386

OBD II Universal	Part Number
2"	608384
2 1/4"	608385
2 1/2"	608386
2 1/4" w/O2 Sensor Fitting	608395
2 1/2" w/O2 Sensor Fitting	608396
3"	608387































ORDER ONLINE: www.henschelandsons.com




DIRECT-FIT CONVERTERS

MANY MORE AVAILABLE



 <p>646321 05-16 Ford E-350, 08-15 E-450, 5.4L, 6.8L</p>	 <p>644223 12-15 Chevy Captiva Sport, 10-17 Equinox, 10-17 GMC Terrain 2.4L</p>	 <p>642165 03-08 Pontiac Vibe, 03-08 Toyota Corolla, 03-08 Matrix 1.8L</p>
 <p>645159 14-18 Chevy Silverado 1500, 15-20 Suburban, 15-20 Tahoe, 14-18 GMC Sierra 1500, 15-20 Yukon, 15-20 Yukon XL 4.3L, 5.3L</p>	 <p>645158 11-16 Ford F-250, 11-16 F-350 6.2L</p>	 <p>641449 11-16 Chevy Cruze, 12-17 Sonic, 08-09 Saturn Astra 1.8L</p>
 <p>642033 09-19 Nissan Murano 3.5L</p>	 <p>644167 18-24 Buick Enclave, 18-23 Chevy Traverse 3.6L</p>	 <p>642127 07-09 Honda CR-V 2.4L</p>
 <p>643032 08-10 Chrysler Town & Country, 08-10 Dodge Grand Caravan, 09-10 Volkswagen Routan</p>	 <p>643142 16-17 Subaru Crosstrek, 11-18 Forester, 12-16 Impreza, 15-19 Legacy, 15-19 Outback, 13-15 XV Crosstrek 2.0L, 2.5L</p>	 <p>644090 05-19 Nissan Frontier, 12-17 NV1500, NV2500, NV3500, 05-12 Pathfinder, 05-15 Xterra, 09-12 Suzuki Equator 4.0L</p>
 <p>644035 08-17 Buick Enclave, 09-17 Chevy Traverse, 07-17 GMC Acadia, 07-10 Saturn Outlook 3.6L</p>	 <p>641479 15-18 Ford Edge, 13-19 Explorer, 13-19 Flex, 13-19 Police Interceptor, 13-19 Taurus, 13-16 Lincoln MKS, 13-18 MKT,</p>	 <p>641334 03-12 Hyundai Elantra, Tiburon, 05-11 Kia Soul, Spectra 2.0L</p>
 <p>641478 15-18 Ford Edge, 13-19 Explorer, 13-19 Flex, 13-19 Police Interceptor, 13-19 Taurus, 13-16 Lincoln MKS,</p>	 <p>642803 06 Saab 9-2X, 06-10 Subaru Forester, 06-11 Impreza, 06-12 Legacy, 06-12 Outback 2.5L</p>	 <p>643090 07-18 Nissan Altima 2.5L</p>
 <p>641502 12-19 Hyundai Accent, 12-17 Veloster, 12-19 Kia Rio, 12-19 Soul 1.6L</p>	 <p>644075 13-18 Buick Encore, 11-16 Chevy Cruze, 12-16 Sonic, 15-18 Trax 1.4L</p>	 <p>641413 10-20 Acura MDX, 13-18 RDX, 09-12 RL, 14-20 RLX, 09-14 TL, 15-17 TLX, 10-14 TSX, 10-13 ZDX,</p>
 <p>641384 11-14 Chrysler 200, 11-16 Town & Country, 11-14 Dodge Avenger, 11-19 Grand Caravan, 11-19 Journey, 12-15 Ram C/V, 11-14</p>	 <p>641530 07-08 Dodge Caliber, 07-17 Jeep Compass, 07-17 Patriot 2.0L, 2.4L</p>	 <p>643144 13 Infiniti JX35, 14-20 QX60, 13-20 Nissan Pathfinder 3.5L</p>
 <p>644034 08-17 Buick Enclave, 09-17 Chevy Traverse, 07-17 GMC Acadia, 07-10 Saturn Outlook 3.6L</p>	 <p>645154 11-19 Chevy Silverado 2500, 3500, 11-19 GMC Sierra 2500, 3500 6.0L</p>	 <p>641559 16-17 Subaru Crosstrek, 11-16 Forester, 12-16 Impreza, 13-14 Legacy, Outback, 13-15 XV</p>
 <p>641565 15-20 Acura TLX, 13-17 Honda Accord, 15-19 CR-V 2.4L</p>	 <p>641383 11-14 Chrysler 200, 11-16 Town & Country, 11-14 Dodge Avenger, 11-19 Grand Caravan, 11-19 Journey, 12-15 Ram C/V, 11-14 Volkswagen</p>	 <p>641415 10-11 Honda CR-V 2.4L</p>

TRUCK MUFFLERS



P/N	Inlet ID	Out ID	Cross Section	Shell Lgth	OAL
3871	2 1/2"	2 1/2"	9"	28"	35"
3721	3"	3"	6"	21"	30"
3699	5"	5"	10"	44"	51"



P/N	Inlet ID	Out ID	Cross Section	Shell Lgth	OAL
3716	3 1/2"	4"	9"	30"	36 3/8"

ENFORCER MUFFLERS WITH 360 WELDED NECKS



P/N	Cross Section	Neck Size	Nec Loc	She Len	OAL	Int Con
3801	7"x9"	2 1/4"	C/O	21"	25.50"	3 Tube
3802	7"x9"	2 1/2"	C/O	21"	25.50"	3 Tube
3803	7"x9"	3"	C/O	21"	25.50"	3 Tube
3804	7" Round	2 1/4"	180 O/O	24"	28"	2 Tube
3805	7" Round	2 1/2"	180 O/O	24"	28"	2 Tube
3806	7" Round	3"	180 O/O	24"	28"	2 Tube

RAIN CAPS



P/N	Material Finish	Min. OD Size	Max. OD Size
9370	Powder Coating	2 1/4"	2 7/8"
9375	Powder Coating	4"	4 3/16"

FLEX TUBING



P/N	Stainless Standard Thickness	ID	Length
8887		4"	10'
8888		5"	10'

STRAIGHT TUBING
BENDABLE ALUMINIZED TUBING



14 Gauge
409 Stainless Steel
Tubing



P/N Aluminized	OD Size	Gauge	Length
112A1016	1 1/2"	16	10'
112A7516	1 1/2"	16	7.5'
134A1016	1 3/4	16	10'
134A7516	1 3/4"	16	7.5'
178A1016	1 7/8"	16	10'
200A1014	2"	14	10'
200A1016	2"	16	10'
200A7514	2"	14	7.5'
200A7516	2"	16	7.5'
212A1014	2 1/2"	14	10'
212A7514	2 1/2"	14	7.5'
214A1014	2 1/4"	14	10'
214A1016SN Flash Controlled	2 1/4"	16	10'
214A7514	2 1/4"	14	7.5'
300A1014	3"	14	10'
300A1016SN Flash Controlled	3"	16	10'
300A7514	3"	14	7.5'
400A1016	4"	16	10'
500A1016	5"	16	10'

PART #	Part#
S41341200-1 3/4", 10'	S42001200-2", 10'
S42251200-2 1/4", 10'	S42501200-2 1/2", 10'
S43001200-3", 10'	

180 Deg. Pipe
Shield Clamp Kits



P/N	Size
9810	Chrome Plated Clamp Kit For 6" Diameter Pipe, Box Quantity 2

PREFORMED CLAMPS - LAP
JOINT



P/N	Size	Material
9666	2 1/2"	304 Stainless Steel
9668	3"	304 Stainless Steel
9623	4"	304 Stainless Steel
9624	5"	304 Stainless Steel

ALUMINIZED ID - OD CONNECTOR

Connects I.D. and O.D. pipes of the same size.



P/N	ID—OD	LENGTH
8975	3"-3"	6"
8976	3 1/2"-3 1/2"	6"

ALUMINIZED OD - OD REDUCER

Reduces larger O.D. pipe to smaller I.D. pipe.

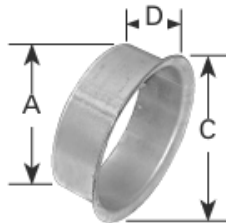
P/N	OD—OD	LENGTH
9648	4"-3"	8"
9649	5"-4"	8"

ALUMINIZED ID - OD REDUCER

Reduces larger O.D. pipe to smaller I.D. pipe.

P/N	OD—OD	LENGTH
8960	3"-2 1/2"	6"
8962	3 1/2"-3"	6"
8963	4"-3"	6"
8964	4"-3 1/2"	6"
8965	5"-4"	6"

FLARED ADAPTERS




STYLE A

P/N	DESC.
9474	Style A, A (OD) 3.950", B (ID) 3.850", C (OD) 4.535", D (Length) 1.810", Flare in Deg 22, Application Detroit Diesel 6-71, 8.2N, 8.2T, Mack

ALUMINIZED OD - ID REDUCER

Reduces larger I.D. pipe to smaller O.D. pipe.



P/N	OD—ID	LENGTH
9600	3"-2 1/2"	6 1/4"
9334	3"-2 3/4"	6"
9333	3 1/2"-3"	6"
9722	4"-3"	6"
9332	4"-3 1/2"	6"
9331	5"-4"	6"
8969	6"-5"	6"

ALUMINIZED ID - ID REDUCER

Reduces O.D. pipes of different sizes.


P/N	OD—OD	LENGTH
8953	3"-2 1/2"	6"
8954	3"-2 3/4"	6"
8955	3 1/2"-3"	6"
8956	4"-3"	6"
8957	4"-3 1/2"	8"
8958	5"-4"	8"




ALL-WELDED PERFORMANCE MUFFLERS

100% Aluminized heavy gauge materials

VX SERIES HIGH PERFORMANCE MUFFLERS



Part#	In/Out	Config.	Body Length
VX4422	2 1/4"	C/D	13"
VX2442	2 1/4"	C/O	13"
VX4134	2 1/4"	D/D	13"
VX4554	2 1/4"	D/D	17"
VX2441	2 1/4"	O/C	13"
VX2443	2 1/4"	O/O	13"
VX5400	2 1/2"	C/D	13"
VX2542	2 1/2"	C/O	13"
VX2552	2 1/2"	D/C	17"
VX2583	2 1/2"	D/O Transverse	17"
VX2541	2 1/2"	O/C	13"
VX2543	2 1/2"	O/O	13"
VX5422	2 1/2"/2 1/4"	C/D	13"
VX3042	3"	C/O	13"
VX3041	3"	O/C	13"
VX3043	3"	O/O	13"
VX0422	3"/2 1/4"	C/D	13"
VX0402	3"/2 1/2"	C/D	13"



VR SERIES RACE PERFORMANCE MUFFLERS

Part#	In/Out	Config.	Body Length
VR7431	2 1/4"	O/C	6 1/2"
VR7429	2 1/4"	O/O	6 1/2"
VR7426	2 1/2"	C/C	6 1/2"
VR7432	2 1/2"	O/C	6 1/2"
VR7430	2 1/2"	O/O	6 1/2"
VR7425	2 1/2"/2 1/4"	C/D	6 1/2"
VR7428	3"	C/C	6 1/2"
VR7427	3"/2 1/2"	C/D	6 1/2"


ORDER ONLINE: www.henschelandsons.com




ALUMINIZED TURBO MUFFLERS

3 1/4" x 7 3/4" SMALL OVAL 3 1/4" x 7 3/4" SMALL OVAL 4 1/4" x 8 3/4" MEDIUM OVAL

OFFSET/CENTER




OFFSET/OFFSET



Big Max Turbo Muffler
14 Body, 18 OAL, 2.25 C/C
Part#6492


OFFSET/CENTER




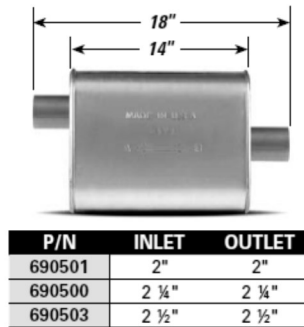
4 1/4" x 8 3/4" MEDIUM OVAL cont.

4 1/16" x 10 1/2" LARGE OVAL

OFFSET/OFFSET

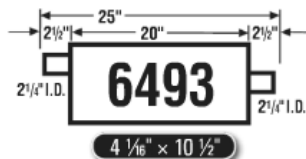



OFFSET/CENTER

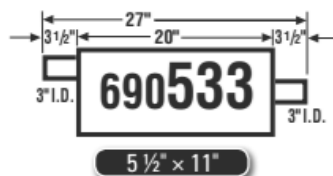


4 1/16" x 10 1/2" LARGE OVAL

CENTER/DUALS



5 1/2" x 11"




Single Outlet Performance Option Part# X503

Shell: 24 1/2", OAL: 29",
Inlet: 3" ID Duals, Outlet:
3" ID


Dual Outlet Performance Option Part# X504

Shell: 24 1/2", OAL: 30 1/2",
Inlet: 3" ID Duals, Outlet:
2 1/2" ID Duals

Part# X503

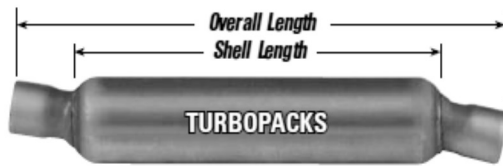


Part# X504



TURBOPACKS

- Featuring the Versatility of a Glasspack with the Sound Performance of a Turbo Muffler
- Aluminized Heavy Duty, 15 Gauge, 4" Diameter Shell
- Fully Welded Quality Construction
- Aluminized AKDDQ Necks Allow For Easy Expansion
- 2 Tube, 2 Baffle Internal Design Provides Turbo Tuning For Superior Sound Control



PART NUMBER DEFINITION

Example: 4218112

First two digits = 4" Shell; 2 Designates Turbo Pack

Second two digits = Shell Length (18")

Third Two Digits = Configuration:

11 = Center/Center

12 = Mild offset/Mild Offset

22 = Full Offset/Full Offset

Seventh digit indicates neck size other than 2" on both ends

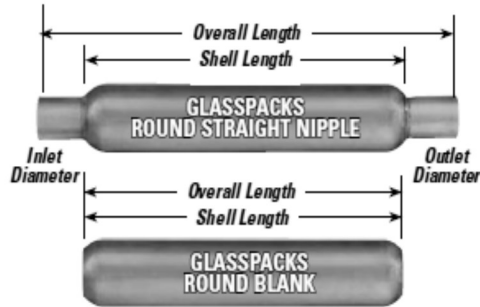
1 = One 2 1/4"; One 2" Neck

2 = Two 2 1/4" Necks

TURBOPACKS

<u>P/N</u>	<u>DIAMETER</u>	<u>SHELL LENGTH</u>	<u>OVERALL LENGTH</u>	<u>INLET</u>	<u>OUTLET</u>
421211S	4" Round	12"	18"	2" Center	2" Center
4212112S	4" Round	12"	18"	2 1/4" Center	2 1/4" Center
421511S	4" Round	15"	22"	2" Center	2" Center
421811S	4" Round	18"	25"	2" Center	2" Center
4218112S	4" Round	18"	25"	2 1/4" Center	2 1/4" Center
4218113S	4" Round	18"	25"	2 1/2" Center	2 1/2" Center
421812S	4" Round	18"	25"	2" Mild Offset	2" Mild Offset
4224112S	4" Round	24"	30"	2 1/4" Center	2 1/4" Center

- Aluminized Heavy Duty, 16 Gauge, 3", 3 1/2" & 4" Diameter Shells
- Spiral Louvered Inner Core Produces a Deep, Mellow Tone, Decreases Backpressure and Increases Performance
- AKDDQ Necks Allow For Easy Expansion



PART NUMBER DEFINITION

Example: 351811

First two digits = Shell Diameter (35=3.5=3 1/2")

Second two digits = Shell Length (18")

Third Two Digits = Configuration:

00 = Blank

11 = Center/Center

12 = Mild Offset/Mild Offset

22 = Full Offset/Full Offset

Seventh digit indicates neck size greater than 2 1/4" on both ends

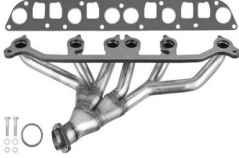










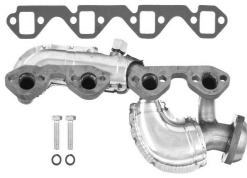
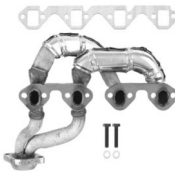







3 = Two 2 1/2" Necks

4 = Two 3" Necks

P/N	DIAMETER	SHELL LENGTH	OVERALL LENGTH	INLET	OUTLET
301200S	3" Rd.	12"	12"	Blank-1 3/4"	Blank-1 3/4"
301211S	3" Rd.	12"	18"	Nipple-1 3/4"	Nipple-1 3/4"
301800S	3" Rd.	18"	18"	Blank-1 3/4"	Blank-1 3/4"
351200S	3 1/2" Rd.	12"	12"	Blank-2"	Blank-2"
3512002S	3 1/2" Rd.	12"	12"	Blank-2 1/4"	Blank-2 1/4"
351211S	3 1/2" Rd.	12"	18"	Nipple-2"	Nipple-2"
3512112S	3 1/2" Rd.	12"	18"	Nipple-2 1/4"	Nipple-2 1/4"
351600S	3 1/2" Rd.	16"	16"	Blank-2"	Blank-2"
351611S	3 1/2" Rd.	16"	22"	Nipple-2"	Nipple-2"
351800S	3 1/2" Rd.	18"	18"	Blank-2"	Blank-2"
3518002S	3 1/2" Rd.	18"	18"	Blank-2 1/4"	Blank-2 1/4"
351811S	3 1/2" Rd.	18"	24"	Nipple-2"	Nipple-2"
3518112S	3 1/2" Rd.	18"	24"	Nipple-2 1/4"	Nipple-2 1/4"
351812S	3 1/2" Rd.	18"	24"	Nipple-2**	Nipple-2**
3518122S	3 1/2" Rd.	18"	24"	Medium-2 1/4"	Medium-2 1/4"
351822S	3 1/2" Rd.	18"	24"	Nipple-2**	Nipple-2**
352411S	3 1/2" Rd.	24"	30"	Nipple-2"	Nipple-2"
3524112S	3 1/2" Rd.	24"	30"	Nipple-2 1/4"	Nipple-2 1/4"
3530112S	3 1/2" Rd.	30"	36"	Nipple-2 1/4"	Nipple-2 1/4"
4012005S	4" Rd.	12"	12"	Blank-2 1/2"	Blank-2 1/2"
4012006S	4" Rd.	12"	12"	Blank-3"	Blank-3"
40121135S	4" Rd.	12"	18"	Nipple-2 1/2"	Nipple-2 1/2"
40121146S	4" Rd.	12"	18"	Nipple-3"	Nipple-3"
401800S	4" Rd.	18"	18"	Blank-2 1/4"	Blank-2 1/4"
4018005S	4" Rd.	18"	18"	Blank-2 1/2"	Blank-2 1/2"
401811S	4" Rd.	18"	24"	Nipple-2 1/4"	Nipple-2 1/4"
40181135S	4" Rd.	18"	24"	Nipple-2 1/2"	Nipple-2 1/2"
40181146S	4" Rd.	18"	24"	Nipple-3"	Nipple-3"



ATP Graywerks **Exhaust Manifolds** are a high quality OE replacement alternative. Each manifold is developed off of the original parts specifications, to ensure it will install and perform like intended. This design is manufactured with high grade metals best suited for that application, from grey-iron to more advanced ductile and stainless steel applications. Each unit is machine finished to guarantee flanges are perfectly flat, mount evenly and do not leak. Commonly needed upper and lower gaskets, along with lower flange hardware are included (along with heatshields and plugs if needed for the particular application.) These manifolds are backed by ATP limited lifetime warranty.

 <p>Part# 101212 Exhaust Manifold Fits: 91-99 Jeep Cherokee, 91-92 Comanche, 91-95, 97-99 Wrangler</p>	 <p>Part# 101157 Exhaust Manifold Fits: 97-98 Ford Expedition, 97-04 F-150, 97-98 F-250 4.6L</p>	 <p>Part# 101424 Exhaust Manifold Fits: 02-05 Jeep Liberty, 03-06 Wrangler</p>	 <p>Part# 101274 Exhaust Manifold Fits: 97-03 Buick Regal, 00-03 Chevy Impala, 98-99 Lumina, 98-03 Monte Carlo, 98-99 Oldsmobile Intrigue, 97-03 Pontiac Grand</p>	 <p>Part# 101407 Exhaust Manifold Fits: 00-11 Ford E-Series, 00-05 Excursion, 00-04 F-250, 00-04 F-350, 00-03 F-450, 00-03 F-550</p>
 <p>Part# 101168 Exhaust Manifold Fits: 96-00 Chevy C35, 96-02 Express, 96-99 P30, 98-99 Suburban, 96-99 GMC P3500, 96-02 Savana, 96-02 Isuzu NPR</p>	 <p>Part# 101271 Exhaust Manifold Fits: 99 Ford Mustang 3.8L</p>	 <p>Part# 101321 Exhaust Manifold Fits: 99-04 Nissan Frontier, 00-04 Xterra</p>	 <p>Part# 101022 Exhaust Manifold Fits: 78-81 Ford Bronco, 80 E-100, 80-81 E-250, 80-81 E-350, 77 F-100, 77-78 F-150, 77-82 F-250, 77-82 F-350, 5.8L, 6.6L</p>	 <p>Part# 101105 Exhaust Manifold Fits: 89-97 Geo Prizm, 90-97 Toyota Celica, 90-97 Corolla 1.6L, 1.8L</p>
 <p>Part# 101122 Exhaust Manifold Fits: 96-00 Honda Civic 1.6L</p>	 <p>Part# 101136 Exhaust Manifold Fits: 96-98 Ford Explorer, 97-98 Mercury Mountaineer</p>	 <p>Part# 101137 Exhaust Manifold Fits: 96-98 Ford Explorer, 97-98 Mercury Mountaineer</p>	 <p>Part# 101270 Exhaust Manifold Fits: 99-04 Ford Mustang</p>	 <p>Part# 101148 Exhaust Manifold Fits: 82-92 Chevy Camaro, 83-89 S-10 Blazer, 82-93 S-10 Pickup, 83-89 GMC Jimmy, 82-93 Sonoma, 91-94 Isuzu Pickup, 91-92</p>
 <p>Part# 101170 Exhaust Manifold Fits: 98-03 Ford Escort</p>	 <p>Part# 101172 Exhaust Manifold Fits: 97-95 Nissan Pathfinder, 86-96 Pickup</p>			



Part# B101
 13 oz. Aerosol Instant
 Gum Cutter



Part# B200
 11 oz. Aerosol Starting
 Fluid



Part# B3220
 14 oz. Aerosol Clean Brake
 (Non-Chlorinated)
Part# B350
 18 oz. Aerosol Clean Brake



<u>Part#</u>	Description
<u>B1400</u>	12 oz. Brake Fluid
<u>B1401</u>	32 oz. Brake Fluid
<u>B1402</u>	1 gal. Brake Fluid



Part# B202
 12 oz. Fuel Injector &
 Intake Valve Cleaner



Part#
BDEF25
2.5
Gallon
Jug



Part# B3600
 11.5 oz. Aerosol Red
 Grease



Part# B1900
 32 oz. Liquid Diesel
 Fuel Conditioner &
 Anti-Gel



Part# B404
 12 oz. Aerosol Super
 Penetrant Lubricant



Cherry Bomb Exhaust

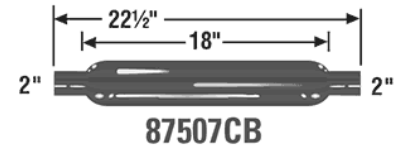


Cherry Bomb Pro Mufflers



Part#	In/Out	Con-fig.	Body Length	OAL
7405CB	2 1/4"	O/C	13"	19"
7406CB	2 1/2"	O/C	13"	19"
7413CB	2 1/4"	O/O	13"	19"
7414CB	2 1/2"	O/O	13"	19"
7419CB	2 1/2"	C/D	13"	19"
7421CB	3 3/2 1/2"	C/D	13"	19"
7426CB	2 1/2"	C/C	6"	12"
7427CB	3 3/2 1/2"	C/D	6"	12"
7480CB	2 1/2"	O/O	6"	12"
7481CB	2 1/2"	D/D	6"	12"

Cherry Bomb GlassPack Mufflers



Part#	In/Out	Config.	Body Length	OAL
87507CB	2"	Straight	18"	22 1/2"
87510CB	2 1/4"	Straight	18"	23"
87520CB	2"	Straight	8"	12"
87521CB	2 1/4"	Straight	8"	12"
87522CB	2 1/2"	Straight	8"	12"
87524CB	3"	Straight	8"	12"
87529CB	2 1/2"	Straight	18"	23"

Cherry Bomb Stainless Steel Salute Mufflers



Part#/ Price	In/Out	Con.	BL	OAL
SA0425	2 1/4"	C/C	18"	24"
SA0445	2 1/4"	C/C	14"	20"
SA1224	2"	O/C	14"	20"
SA1225	2 1/4"	O/C	14"	20"
SA1226	2 1/2"	O/C	14"	20"
SA1229	3"	O/C	14"	20"
SA1235	2 1/4"	O/O	14"	20"
SA1236	2 1/2"	O/O	14"	20"
SA1255	2 1/4"	O/C	18"	24"
SA1256	2 1/4"	O/C	18"	24"
SA1259	3"	O/C	18"	24"
SA1266	2 1/2"	O/O	18"	24"

Part#	In/Out	Con.	BL	OAL
SA2157	2 1/2"/2 1/4"	C/D	14"	20"
SA2158	2 1/2"	C/D	14"	20"
SA2197	3 3/2 1/4"	C/D	14"	20"
SA2198	3 3/2 1/2"	C/D	14"	20"
SA2258	2 1/2"/2 1/4"	C/D	18"	24"
SA2265	2 1/2"	Transverse	18"	24"
SA2268	2 1/2"	C/D	18"	24"
SA2288	3 3/2 1/2"	C/D	18"	24"
SA2298	3"	C/D	18"	24"
SA2568	2 1/2"	D/D	22"	28"
SA2589	3"	O/C	22"	28"
SA2772	4"	C/C	24"	30"



**Run-Rite Sledgehammer
Decarbonizing Kit
Part# 1540EA, 1540CS
2 Step Induction Kit**

**DIRECT-FIT CATALYTIC
CONVERTERS**



**Part# 14516—94-95 Chevy Blazer,
C1500, C2500, K1500, K2500, Tahoe,
94-95 GMC C1500, C2500, K1500,
K2500**



**Part# 15646—97-00 Ford Expedition,
F-150, F-250, 98-00 Lincoln Navigator**



Part# 16580—92-94 Chevy Corvette



Part# 17382—07-09 Honda CR-V



Part# 17391—2009 Hyundai Tucson



**Part# 17632—14-19 BMW 535i, 640i,
X5, X6**



**Part# 18209—04-08 Suzuki Forenza,
Reno**



**Part# 18218—05-21 Nissan Frontier,
NV1500, NV2500, NV3500,
Pathfinder, Xterra, 09-12 Suzuki
Equator**



**Part# 18316—02-08 Nissan Altima,
Maxima, Quest**



**Part# 18265—06-10 Subaru Forester,
06-11 Impreza, 06-12 Legacy, 06-12
Outback**



**Part# 18538—11-14 Nissan Quest
3.5L**



**Part# 19208—00-01 Mazda MPV,
01-02 Mercury Cougar**



**Part# 19217—04-10 Dodge Dakota,
06-09 Mitsubishi Raider**



**Part# 19252—08-17 Buick Enclave,
09-17 Chevy Traverse, 07-16 GMC
Acadia, 07-10 Saturn Outlook**



**Part# 19457—11-19 Ford F-250,
F-350**



DIRECT-FIT CATALYTIC CONVERTERS



Part# 19458—11-19 Ford F-250, F-350



Part# 19476—11-14 Ford F-150, 15-17 Ford Expedition, Lincoln Navigator



Part# 19501—10-17 Chevy Equinox, 10-17 GMC Terrain



Part# 19516—13-19 Ford Edge, Explorer, Flex, Police Interceptor, Taurus, 13-17 Lincoln MKS, MKT, MKZ



Part# 19518—11-15 Chevy Cruze, 12-17 Sonic, 13-18 Buick Encore, 15-18 Chevy Trax, 16 Cruze Limited



Part# 19523—12-17 Ford Focus



Part# 19582—11-16 Chrysler 200, Town & Country, 11-20 Dodge Avenger, Grand Caravan, Journey, 12-15 Ram C/V, 11-14 Volkswagen Routan



Part# 19646—97-00 Ford Expedition, F-150, F-250, 98-00 Lincoln Navigator



Part# 19748—18-20 Ford F-150



Part# 197271—20-22 Ford Transit 3.5L



Part# 197272—20-22 Ford Transit 3.5L



Part# DL-018—99-05 Subaru Baja, Forester, Impreza, Legacy, Outback





Different Trend, Inc.
Quality Driven Products

14 Gauge Aluminized Steel Mufflers

**FLOWSOUND
OFFSET/CENTER**



Part#	Size
82441	2.25" In, 2.25" Out, 13" B.L., 19 OAL
82541	2.50" In, 2.50" Out, 13" B.L., 19 OAL

**Hi-Polished Stainless Steel Exhaust
Tips**



**DOUBLE WALL
ANGLE**

Part#	Size
DT25101	2.50" In, 4" Out, 5.25" Length

**DUAL DOUBLE
WALL ANGLE**



Part#	Size
DT25013BDL	2.50" In, 7.75"x3.50" Out, 9.50" Length

**DOUBLE WALL
SLANT**



Part#	Size
DT-25113E	2.50" In, 5" Out, 9" Length

Blue Flame Exhaust Tips

**DUAL DOUBLE
WALL ROLLED
SLANT W/BLUE
FLAME TIPS**



Part#	Size
DT-24161BF	2.25" In, 7.25"x3.5" Out, 9.75" Length

**ANGLE DOUBLE
WALL W/BLUE
FLAME TIPS**



Part#	Size
DT-24017BF	2.25" In, 3.5" Out, 7" Length
DT-244017BF	2.25" In, 4" Out, 7" Length

Black Powder Coated Exhaust Tips

**BLACK POWDER
COATED ANGLE
DOUBLE WALL TIPS**



Part#	Size
DT-24017ACBK	2.25" In, 3.5" Out, 7" Length
DT-25101BK	2.5" In, 4" Out, 5.25" Length
DT-25113EBK (Closed Casing)	2.5" In, 5" Out, 9" Length

Texas Exhaust Tips

**ROLLED ANGLE
TIPS**



Part#	Size
DT-243518RAC	2.25" In, 3.50" Out, 18" Length
DT-253512RAC	2.50" In, 3.50" Out, 12" Length

ANGLE TIPS



Part#	Size
DT-253518AC	2.50" In, 3.50" Out, 18" Length
DT-254018AC	2.50" In, 4" Out, 18" Length

J Hooks



Part#	Size
DTJ-004	3/8" Arrow J Hooks, 10" Length, 50/per box

Oxygen Sensor



Part#	Size
OX-003	Spark Plug Extender/Non-Fouler, Fits 18mm x 1.5 Thread, 10/per box

Stainless Steel Flexible Pipe



Part#	Size
DTF-1706N	1.75" In/Out, 6" BL, 10" OAL W/Ends
DTF-1708N	1.75" In/Out, 8" BL, 12" OAL W/Ends
DTF-2006N	2" In/Out, 6" BL, 10" OAL W/Ends
DTF-2008B	2" In/Out, 8" BL, 8" OAL Blank
DTF-2008N	2" In/Out, 8" BL, 12" OAL W/Ends
DTF-2406B	2.25" In/Out, 6" BL, 6" OAL Blank
DTF-2408N	2.25" In/Out, 8" BL, 12" OAL W/Ends

Interlock Stainless Steel Flexible Pipe



Part#	Size
DTF-1706BI	2" In/Out, 6" BL, 6" OAL Blank
DTF-2004BI	2" In/Out, 4" BL, 4" OAL Blank
DTF-2006BI	2" In/Out, 6" BL, 6" OAL Blank
DTF-2008BI	2" In/Out, 8" BL, 8" OAL Blank
DTF-2406BI	2.25" In/Out, 6" BL, 6" OAL Blank
DTF-2408BI	2.25" In/Out, 8" BL, 8" OAL Blank
Stainless Mesh DTF-12008BI	2" In/Out, 8" BL, 8" OAL Blank
Stainless Mesh DTF-12406BI	2.25" In/Out, 6" BL, 6" OAL Blank
Stainless Mesh DTF-12408BI	2.25" In/Out, 8" BL, 8" OAL Blank
Stainless Mesh DTF-12508BI	2.5" In/Out, 8" BL, 8" OAL Blank



DIRECT FIT PIPES



Part# X-COBALT
Fits: 05-08 Chevy Cobalt, 05-10 Pontiac G5, 05-07 Saturn Ion 2.0L, 2.2L, 2.4L



Part# X-CAR212
Fits: 95-17 Chrysler, Dodge Car & Truck, 07-17 Jeep Compass, Patriot 2.0L, 2.4L, 95-17 Plymouth Car & Truck



Part# X-GRANDPRIX2
Fits: 97-05 Buick Park Ave, 97-04 Regal, 96-99 Riviera, 00-09 Chevy Impala, 98-99 Lumina, 98-05 Monte Carlo, 98-99 Oldsmobile Intrigue, 96-05 Pontiac Bonneville, 97-08 Grand Prix 3.5L, 3.8L, 3.9L



Part# X-ION2
Fits: 02-07 Saturn Ion, Vue 2.2L, 2.4L



Part# X-4761
Fits: 01-06 VW Beetle, Golf, Jetta Flex Repair Pipe



Part# X-TAURUS2
Fits: 00-06 Ford Taurus, 00-05 Mercury Sable 3.0L



Part# X2554
Fits: 06-08 Kia Optima, Rondo 2.4L

ACCESSORIES AND HARDWARE



Part# EXDSJS134N-001—1 3/4"
Spherical Joint System W/Neck Designed to replace the rusted or broken flex connection on both sides of the resonator pipe and muffler pipe.



Part# ZES38312F-100
3/8" X 3 1/2" Fender Studs (100/box)



Part# ZES38212F-100
3/8" X 2 1/2" Fender Studs (100/box)

SPRING AND REPAIR KITS



Part# EZ1495-001S
Fits: 98-02 Chevy, 01-11 Lexus, 01-03 Mazda, 91-14 Nissan, 03-10 Pontiac, 01-16 Scion, 07-13 Suzuki, 98-17 Toyota



Part# EZ1524-001S
GM 10mm Truck Spring Bolt Gasket Kit EZ1506 with HG841

BRACKETS AND HANGERS



Part# EB1141-001S
Rubber Hanger

FLANGES



Part# FFS214-001S
2 1/4" 2-Hole Split Flat Flange



Part# FF214-3-001S
2 1/4" 3-Hole Split Flat Flange



Part# FFGM2HG
99-05 GM Trucks 4.8L, 5.3L, 6.0L V8 Y-Pipe at Manifold Passengers Side



Part# FFS200-001S
2" 2-Hole Split Flat Flange



Part# FF212-3-001S
2 1/2" 3-Hole Flat Flange



Part# FMS200-001S
2" 2-Hole Moulded Split Flange

HEAT GASKETS



Part# HG009-001S
Heat Gasket



Part# HG207-001S
Large O2 Sensor Flange Gasket

HC1W

2 1/2" OD



3"

WITH 3/8" WELDED FLANGE

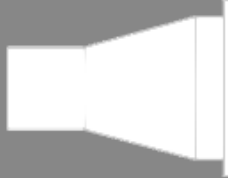


1/8" thick metal core

Kit Contains:
2 - 3" Collectors
2 - 3" Gaskets
2 - 3" Flanges

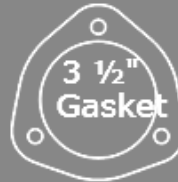
HC2W

2 1/2" OD



3 1/2"

WITH 5/16" WELDED FLANGE



1/8" thick metal core


Kit Contains:
2 - 3 1/2" Collectors
2 - 3 1/2" Gaskets
2 - 3 1/2" Flanges



SPRING BOLT KITS



Chrysler
AP# 4678



Various Imports
AP# 4680



Honda
AP# 4682



Infiniti, Lexus, Mitsubishi,
Nissan, Pontiac, Scion,
Toyota
AP# 4936



Universal Spring
AP# F5309



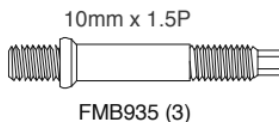
Ford
AP# 4973



GM Trk.
AP# 8038



Subaru
AP# 8039



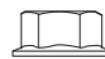
FMB935 (3)



EG24841
G841 (1)



FMS912 (3)



HN446 (3)

ROL#
ES524




Most Popular Exhaust Kits!!! Many more available!!!



Part# 432107
**2001-2007 Duramax 4”
 Downpipe Back Exhaust System
 w/Muffler**



Part# 421110
**1999-2002 Powerstroke 4” Turbo
 Back Exhaust w/Muffler**



Part# SS602
**5” Turbo Back Exhaust—
 Stainless Dodge 5.9L Cummins
 1994-2002**



Part# 411032
**2003-2004 Cummins 4” Turbo
 Back Exhaust System w/Muffler**



Part# 412117
**1994-2002 Cummins 4” Stainless
 Turbo Back Exhaust w/Muffler**



Part# 411108
**1994-2002 Cummins 4”
 Aluminized Turbo Back Exhaust
 w/Muffler**

DOWN PIPES




Part#	Application
39910	99-03 PS 7.3L SS

MUFFLER REPLACEMENT PIPES



Part#	Size
40230	4AL Extension Pipe 2SE (1-2)

Aluminized Steel 90 Degree Bend



Part#	Size
81690	Size 4", Ends OD OD, Angle 90° A Length 12", B Length 18"

EXTENSION PIPES



Part#	Size
40048	48"
9336	3 SS x 36 Extension O.S.E

EXPANDERS FITS OVER 3" SEGMENT SET



Part#	Application
EXP350	3 1/2" Expander

TAIL PIPES

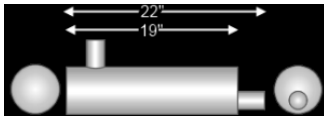


Part#	Application
D45	94-02 DG 5.9 4
12354, 12355	5 Universal

FLO~PRO HEAVY DUTY

100%
Aluminized
steel
construction

4" ROUND



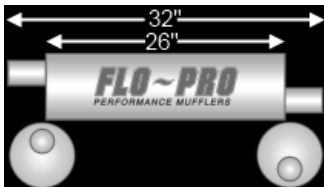
Inlet	Outlet	Part #
1 1/2"	1 1/2"	1953*

6" ROUND



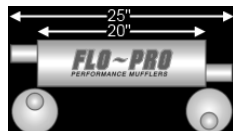
Inlet	Outlet	Part #
2-1/2"	2-1/2"	1016

Offset/Offset, 32" Overall, 26"
Body



Inlet	Outlet	Part #
2-1/4"	2-1/4"	1012
2-1/2"	2-1/2"	4010

7" ROUND



Inlet	Outlet	Part #
3"	3"	3020



Inlet	Outlet	Part #
2-3/4"	2-3/4"	3019



Inlet	Outlet	Part #
3"	3"	4126



Inlet	Outlet	Part #
3"	3"	4025



Inlet	Outlet	Part #
2-1/2"	2-1/2"	4013
3"	3"	4115



Inlet	Outlet	Part #
3"	3"	4114

FLO~PRO HEAVY DUTY

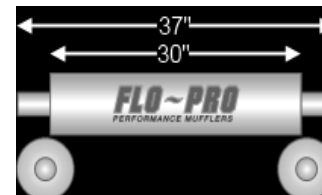


Inlet	Outlet	Part #
2-1/2"	3"	4027

8" ROUND

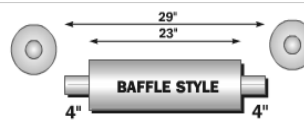


Inlet	Outlet	Part #
4"	4"	8992

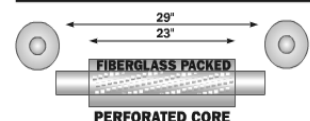


Inlet	Outlet	Part #
3-1/2"	3-1/2"	8880
4"	4"	8990

Aluminized 8" Round

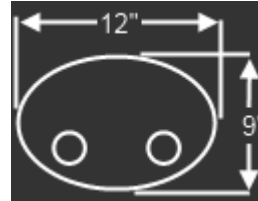


Inlet	Outlet	Part #
4"	4"	6192



Inlet	Outlet	Part #
4"	4"	6195

FLO~PRO HD BIG BIG OVAL OVAL



100% Aluminized steel welded construction

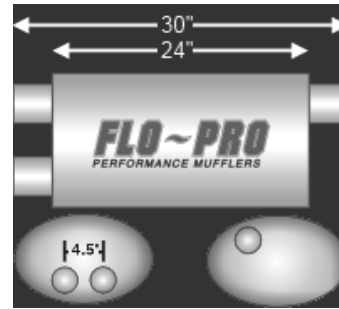
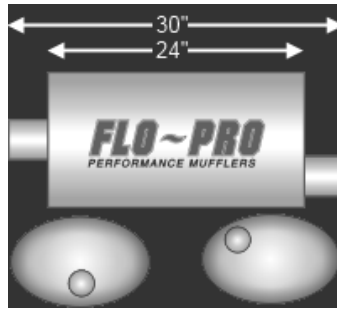
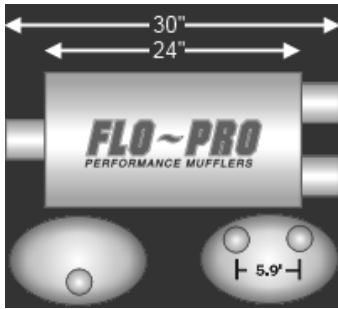
1500 GMC Pickup 4.8L & 5.3L (00-07)

1500 HD & 2500 GMC/Chev Pickup 6.0L & 8.1L (00-07)

***CENTER/
DUAL***

***CENTER/
OFFSET***

***DUAL/
OFFSET***



Inlet	Outlet	Part #
3"	2 1/2"	2502

Inlet	Outlet	Part #
3"	3"	2501

Inlet	Outlet	Part #
3"	3"	2503

Outlets will not fit OEM, aftermarket 2 1/2" dual tail pipes required.

Use with universal 3" tailpipe.
~STOCK SOUND~

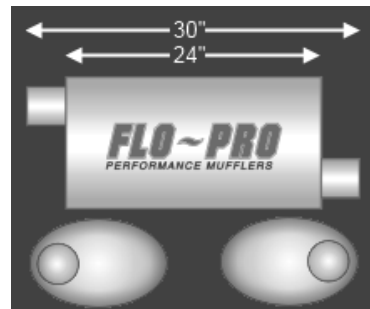
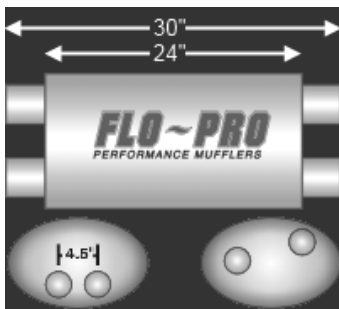
Direct fit GM (00-07) 6.0L.
~STOCK SOUND~

2500 HD GMC Pickup 6.0L & 8.1L (00-07)

2500 HD GMC/Chev Pickup 6.0L & 6.2L (2007-2010)

DUAL/DUAL

OFFSET/OFFSET

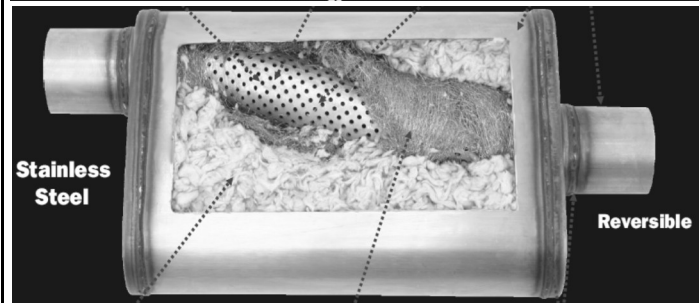


Inlet	Outlet	Part #
3"	3"	2500

Inlet	Outlet	Part #
3-1/2"	3-1/2"	2510
4"	4"	2507

Direct fit GM 2500 HD 6.0L(00-07) Use Only With Factory Tailpipe
~STOCK SOUND~

Direct Fit 2500 HD (2007-2010) 6.0L & 6.2L Moderate sound increase from stock.



Heavy gauge stainless steel construction

Part #	In/Out	Config.	Body	OAL
M12468	2 1/2"	D/D	18"	24"
M12590	3"	C/D	22"	28"
M12469	3"	D/D	18"	24"
M12289	3"	O/C	24"	30"
M11239	3"	O/O	14"	20"

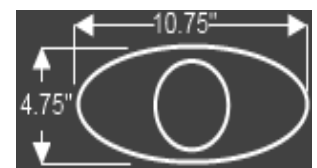


Part #	In/Out	Config.	Body	OAL
41255	2 1/2"	C/C	12"	18"
51299	4" Aluminized	C/C	12"	18"
71299	4" Stainless	C/C	12"	18"



10.75" X 4.75"

OVAL



Part #	In/Out	Config.	Body	OAL
FP729	3-1/2"	O/O Ford Powerstroke	18"	28"

FLO~PRO

PERFORMANCE MUFFLERS

- 100% Aluminized, 16 Gauge Steel
- Welded Construction
- 2 Tube, 2 Baffle Design




Case Dia.	Case Length	OAL	In	Out	OFFSET	Part#
3"	17"	22"	1 3/4"	1 3/4"	Straight	3018ST
3 1/2"	17"	22"	2"	2"	Straight	3518ST
4"	12"	17"	2 1/4"	2 1/4"	Straight	4012ST
4"	12"	20"	2"	2"	Straight	4406
4"	17"	22"	2 1/2"	2 1/2"	Straight	4018ST
4"	17"	25"	2"	2"	Straight	4415

Polished 304 Stainless Glasspacks



Case Diameter	Case Length	Core Diameter	Overall Length	End Sizes	Part #
3 1/2"	12"	2 1/4"	16"	2 1/4"	3512RS
3-1/2"	15"	2-1/4"	19"	2-1/4"	3515RS
4"	12"	2 1/2"	16"	2 1/2"	4512RS
4"	15"	2-1/2"	19"	2-1/2"	4515RS
4"	12"	3"	16"	3"	4312RS
4"	15"	3"	19"	3"	4315RS

Single ID	Dual ID	Overall Length	Alumi-nized Part #	Stainless Part #
2"	2"	10"	Y2001	SY200
2 1/4"	2 1/4"	10"	Y2141	SY214
2 1/2"	2 1/2"	10"	Y2121	SY212
2 1/2"	2 1/4"	10"	Y252141	SY25214
3"	2 1/4"	10"		SY3214
3"	2 1/2"	10"	Y32121	SY3212
3"	3"	10"	Y3001	SY300



End ID	Overall Length	Aluminized Part #	Stainless Part #
2 1/2"	12"	X2121	SX212
3"	12"		SX300

FLO~PRO PERFORMANCE EXHAUST

Stainless 304 Tips
Most Popular #s
Many More Available



**Rolled Angle Cut
Black Powder
Coated**

Part#	Inlet	Outlet	Length
4707RACK	2-1/4"	3-1/2"	7"
5718RACK	2-1/2"	3-1/2"	18"
5818RACK	2-1/2"	4"	18"




**Rolled Angle Cut
Clamp Or Weld On**

Part#	Inlet	Outlet	Length
355015RAC	3-1/2"	4"	15"
405012RAC	4"	5"	12"
406015RAC	4"	6"	15"
506012RAC	5"	6"	12"



Pencil Tips

Part#	Inlet	Outlet	Length
ST007	2-1/4"	2-1/2"	10"



**45 Deg Angle Cut
Clamp or Weld On**

Part#	Inlet	Outlet	Length
5718AC	2-1/2"	3-1/2"	18"
5818AC	2-1/2"	4"	18"



45 Deg Angle Cut

Part#	Inlet	Outlet	Length
243012AC	2-1/4"	3"	12"
243018AC	2-1/4"	3"	18"
243512AC	2-1/4"	3-1/2"	12"
253518AC	2-1/2"	3-1/2"	18"
254018AC	2-1/2"	4"	18"
304012AC	3"	4"	12"



Rolled Angle Cut

Part#	Inlet	Outlet	Length
244012RAC	2-1/4"	4"	12"
254009RAC	2-1/2"	4"	9"
254018RAC	2-1/2"	4"	18"
304012RAC	3"	4"	12"
304015RAC	3"	4"	15"



Turn Down

Part#	Inlet	Outlet	Length
3409TD	2"	2-1/4"	9"
4509TD	2-1/4"	2-1/2"	9"
5612TD	2-1/2"	2-3/4"	12"



**Rolled Angle Cut
Clamp or Weld On**

Part#	Inlet	Outlet	Length
4712RAC	2-1/4"	3-1/2"	12"
4718RAC	2-1/4"	3-1/2"	18"
5812RAC	2 1/2"	4"	12"
5818RAC	2 1/2"	4"	18"




**15 Degree Rolled
Edge Angle Cut
Weld-On Black
Chrome**

Part#	Inlet	Outlet	Length
254009RAC2	2-1/2"	4"	9"



**DW Rolled Oval
Slant**

Part#	Inlet	Outlet	Length
ST053	2-1/4"	3-3/4"x3-1/4"	7"



**Camaro Style
Slant Tips**

Part#	Inlet	Outlet
ST027E	2-1/2"	8"x2-1/4"



**Rolled Angle Cut
Bolt-On**

Part#	Inlet	Outlet	Length
8015RAB	4"	6"	15"
8912RAB	4"	5"	12"



Super 10
The most aggressive muffler



40 Series
The original high performance Flowmaster muffler




Super 40 Series
Deeper, richer tone than original 40 series muffler



Part#	Economy#	In/Out	Con-fig.	Body Length	Material	Series
42442		2 1/4"	C/O	13"	Aluminized	40
42441	KO42441	2 1/4"	O/C	13"	Aluminized	40
8042441		2 1/4"	O/C	13"	Stainless	40
42443	KO42443	2 1/4"	O/O	13"	Aluminized	40
842515		2 1/2"	C/C	6 1/2"	Stainless	Super 10
842512		2 1/2"	C/O	6 1/2"	Stainless	Super 10
42542		2 1/2"	C/O	13"	Aluminized	40
8425154		2 1/2"	D/D	6 1/2"	Stainless	Super 10
425404		2 1/2"	D/D	13"	Aluminized	40
9525454		2 1/2"	D/D	13 1/2"	Aluminized	Super 40
8525454		2 1/2"	D/D	13 1/2"	Stainless	Super 40
42541	KO42541	2 1/2"	O/C	13"	Aluminized	40
8042541		2 1/2"	O/C	13"	Stainless	40
842516		2 1/2"	O/C	6 1/2"	Stainless	Super 10
952546		2 1/2"	O/C	13 1/2"	Aluminized	Super 40
842518		2 1/2"	O/O	6 1/2"	Stainless	Super 10
42543	KO42543	2 1/2"	O/O	13"	Aluminized	40
8042543		2 1/2"	O/O	13"	Stainless	40
8425152		2 1/2"/2 1/4"	C/D	6 1/2"	Stainless	Super 10
843015		3"	C/C	6 1/2"	Stainless	Super 10
43041	KO43041	3"	O/C	13"	Aluminized	40
8043041		3"	O/C	13"	Stainless	40
843016		3"	O/C	6 1/2"	Stainless	Super 10
43043	KO43043	3"	O/O	13"	Aluminized	40
8043043		3"	O/O	13"	Stainless	40
8430152		3"/2 1/2"	C/D	6 1/2"	Stainless	Super 10
430402	KO430402	3"/2 1/2"	C/D	13"	Aluminized	40
80430402		3"/2 1/2"	C/D	13"	Stainless	40
9530452		3"/2 1/2"	C/D	13 1/2"	Aluminized	Super 40

40 Series Delta Flow
The quietest muffler option in the 40 series two-chambered line



Super 44
Deep, aggressive, high performance exhaust note



Alumi-nized#	Stainless#	In/Out	Con-fig.	Body Length	Series
942445		2 1/4"	C/C	13"	Super 44
942442		2 1/4"	C/O	13"	40 Delta Flow
942447		2 1/4"	C/O	13"	Super 44
942446	842446	2 1/4"	O/C	13"	Super 44
942448	842448	2 1/4"	O/O	13"	Super 44
942545		2 1/2"	C/C	13"	Super 44
9425400		2 1/2"	C/D	13"	40 Delta Flow
9425472		2 1/2"	C/D	13"	Super 44
942547		2 1/2"	C/O	13"	Super 44
	8425454	2 1/2"	D/D	13"	Super 44
942541		2 1/2"	O/C	13"	40 Delta Flow
942546	842546	2 1/2"	O/C	13"	Super 44
	842543	2 1/2"	O/O	13"	40 Delta Flow
942548	842548	2 1/2"	O/O	13"	Super 44
9425422		2 1/2"/2 1/4"	C/D	13"	40 Delta Flow
9425452		2 1/2"/2 1/4"	C/D	13"	Super 44
	8425453	2 1/2"/3"	D/C	13"	Super 44
943045		3"	C/C	13"	Super 44
943047		3"	C/O	13"	Super 44
	843041	3"	O/C	13"	40 Delta Flow
943046	843046	3"	O/C	13"	Super 44
	843048	3"	O/O	13"	Super 44
9430422		3"/2 1/4"	C/D	13"	40 Delta Flow
	8430402	3"/2 1/2"	C/D	13"	40 Delta Flow
9430452	8430452	3"/2 1/2"	C/D	13"	Super 44



Super 50
The most versatile muffler they make for a wide variety of applications

50 Delta Flow
Moderate tone- perfect for performance and passenger cars

50 Big Block
The quietest Flowmaster they make




50 H.D.
Great for quieting large displacement engines



70 Big Block
Best suited for truck applications-quiet operation.



80 Crossflow
Aggressive sound and increased power/torque output over stock



Aluminized#	Stainless#	In/Out	Config.	Body Length	Series
42583	842583	2 1/2"	O/D	15"	80 Crossflow

Aluminized#	Stainless#	In/Out	Config.	Body Length	Series
524554		2 1/4"	D/D	17"	Super 50
	842453	2 1/4"	O/O	17"	50 Delta Flow
524553	8524553	2 1/4"/3"	D/C	17"	Super 50
942552		2 1/2"	C/O	17"	50 Delta Flow
942551	842551	2 1/2"	O/C	17"	50 Delta Flow
942553		2 1/2"	O/O	17"	50 Delta Flow
943051	843051	3"	O/C	17"	50 Delta Flow
943053		3"	O/O	17"	50 Delta Flow
943052	8430502	3"/2 1/2"	C/D	17"	50 Delta Flow
9530582		3"/2 1/2"	C/D	18"	50 H.D.

FlowFX Series

Moderate exterior performance tone, Flowmaster Quality, Durable fully welded 409S stainless steel case, Straight through design



Stainless#	In/Out	Config.	Body Length	OAL
4" x 9" Oval Body Mufflers				
71225	2 1/4"	O/C	14"	20"
71235	2 1/4"	O/O	14"	20"
71226	2 1/2"	O/C	14"	20"
71236	2 1/2"	O/O	14"	20"
71229	3"	O/C	14"	20"
72198	3"/2 1/2"	C/D	14"	20"
4" Round Body Mufflers				
71415	2 1/4"	C/C	14"	20"
71416	2 1/2"	C/C	14"	20"
71419	3"	C/C	14"	20"

Part# **815425** Outlaw Muffler, 409 Stainless, 2 1/2" Center In, 2 1/2" Center Out, Aggressive Sound, 11" Body Length



Part# **815430** Outlaw Muffler, 409 Stainless, 3" Center In, 3" Center Out, Aggressive Sound, 10.5" Body Length



Part# **817734** Outlaw Cat-Back Exhaust System, 2015-2017 Ford Mustang GT 5.0L Coupes. Does not fit convertibles. Aggressive Sound





Compression Unions, Tube Nuts, Brake Tubing Coils

 <p>Part# 2855 3/16" 360° Seal Compression Union</p> <p>Part# 2856 1/4" 360° Seal Compression Union</p>	 <p>Part# 3000 Standard Steel Invert Flare Tube Nut—3/16" x 3/8" - 24 TPI—10 Pack</p>	 <div style="display: flex; justify-content: space-around;"> <div style="width: 45%;"> <p>Part# 3001 Long Invert Flare Tube Nut—3/16" x 3/8" Hex—10 Pack</p> </div> <div style="width: 45%;"> <p>Part# 3002 3/16"x3/8" -24 Invert Flare brass Union—5 Pack</p> </div> </div>
 <p>Part# 3003 Standard Steel Invert Flare Tube Nut— 1/4" x 7/16" - 24 TPI—10 Pack</p>	 <p>Part# 3005 Brake Line Union Invert Flare Tube Nut 1/4" x 7/16" - 24 TPI—10 Pack</p>	 <p>Part# CN3 3/16" O.D. Cupro Nickel Hydraulic Tubing 25' Coil</p>
 <div style="display: flex; justify-content: space-around;"> <div style="width: 45%;"> <p>Part# CN3-50 3/16" O.D. Cupro Nickel Hydraulic Tubing 50' Coil</p> </div> <div style="width: 45%;"> <p>Part# CN3-100 3/16" O.D. Cupro Nickel Hydraulic Tubing 100' Coil</p> </div> </div>	 <div style="display: flex; justify-content: space-around;"> <div style="width: 45%;"> <p>Part# CN4 1/4" O.D. Cupro Nickel Hydraulic Tubing 25' Coil</p> </div> <div style="width: 45%;"> <p>Part# CN4-100 1/4" O.D. Cupro Nickel Hydraulic Tubing 100' Coil</p> </div> </div>	 <p>Part# CN5 5/16" O.D. Cupro Nickel Hydraulic Tubing 25' Coil</p>
 <p>Part# CN6 3/8" O.D. Cupro Nickel Hydraulic Tubing 25' Coil</p>	 <p>Part# PVF3 3/16" O. D. RhinoHide Polyvinyl Fluoride Hydraulic Tubing 25' Coil</p>	 <p>Part# PVF4 1/4" O. D. RhinoHide Polyvinyl Fluoride Hydraulic Tubing 25' Coil</p>



FlangeFlex Repair



Part Number# FX2078
01-08 Ford Escape, Mazda tribute,
Mercury Mariner 3.0L



AP: 28717
Gasket: FX35

Part Number# FX2073
2004-2007 Ford Freestar 3.9L & 4.2L

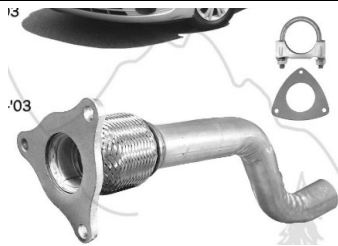


Part Number# FX2075
98-04 Kia Sephia, Spectra 1.8L



FX
M
W
A
I
G

Part Number# FX2026
2000-07 Ford Taurus, Mercury Sable
3.0L Eng. Code S, 2, U
Gasket# FX5076



Part Number# FX2062
00-04 Saturn L100, L200, L300, LS,
LS1, LW1, LW200 2.2L



Part Number# FX7214411
2000-2004 Ford Focus 2.0L DOHC,
Eng. Code P



Part Number# FX2054
1998-99 Chevrolet Monte Carlo,
Lumina, Pontiac Grand Prix 3.8L
VIN #K



Part Number# FX2061
2002-07 Saturn Ion, Vue, 2.2L, 2.4L
4 cyl.



Part Number# FX2024
08-10 Chrysler Town & Country,
Dodge Grand Caravan, Volkswagen
Routan 3.3L, 3.8L



Part Number# FX2087
05-07 Pontiac G6 3.5L



Rot: N/A
Maremont: 329
Walker: 65048
AP: 122618
Gasket: FX7E

Part Number# FX2045
1999-2002 Chevrolet Cavalier, Malibu,
Oldsmobile Alero, Pontiac Grand
Am, Sunfire 2.4L



Part Number# FX2060
99-10 Chevrolet Cavalier, Cobalt,
HHR, Pontiac Sunfire, Pursuit, G5
2.2L, 2.4L



Part Number# FX2053
1999-03 Chevrolet Impala, Malibu,
Monte Carlo, Venture, Pontiac Grand
Prix, 3.1L & 3.4L



Part Number# FX2052
1997-99 Chevrolet Monte Carlo,
Pontiac Grand Prix 3.1L



Walker: 65049
AP: 123530
Gasket: FX7I

Part Number# FX2043
1997-2000 Chevrolet Lumina, Pontiac
Trans Sport, Chevrolet Venture,
Oldsmobile Silhouette, Pontiac Mon-
tana, 3.4L



Part Number# FX2023
1995-01 Chrysler Cirrus & Sebring,
Dodge Stratus, Plymouth Breeze,
Dodge Caravan/Voyager, PT Cruiser,
Plymouth Neon 2.0L, 2.4L, 2.5L,
3.3L, 3.6L 4 cyl, 6 cyl

PIPE

REPAIR

KITS



Part Number# FX8030
95-01 Chevrolet Blazer, S10, Tahoe,
GMC Jimmy, S15, Yukon, GM
CKVR 1/2 Ton, CKVR Suburban



Part Number# FX1759—Subaru
Fits 2" diameter pipe. Kit includes:
one flat recessed OE flange with 2"
ID pipe, gasket & 2 spring bolts



Part Number# FX8062
April 05-08 Toyota Corolla, Matrix,
Pontiac Vibe 1.8L

<p>Spring Bolt Kits</p>	<p>Part Number# FX487 00-10 Toyota Corolla, Echo, Yaris, Highlander, Avalon, Tacoma</p>	<p>Split Flanges</p> <p>Part Number# FX36 2 Holes, Formed Fits 2" Pipe Side Split</p>	<p>Part Number# FX37 Oval, Formed, Slotted—Fits 2 1/4" pipe</p>
<p>Part Number# FX50-S 3 Holes, Flat & Formed GM 2" V8 Y-Pipes 2 1/8" ID</p>	<p>Part Number# FX4049-SP 3 Holes, Flat & Formed GM Trucks 1994-95 with 2" pipe, 2 5/16" ID</p>	<p>Part Number# FX4050-SP 3 Holes, Flat & Formed GM Trucks 1994-95 with 2 1/4" pipe, 2 1/2" ID</p>	<p>Part Number# FX04-SP 2 Holes, Flat Universal Pipe Size 1 3/4"</p>
<p>Part Number# FX06-SP 2 Holes, Flat Universal Pipe Size 2"</p>	<p>Part Number# FX08-SP 2 Holes, Flat Universal Pipe Size 2 1/4"</p>	<p>Part Number# FX10-SP 2 Holes, Flat Universal Pipe Size 2 1/2"</p>	<p>Flat Flanges</p> <p>Part Number# FX06 Oval, 2-Bolt Flanges, 2.120 Center Hole, 3.500" Center Line, 0.500"x0.750" Slots Bolt Hole Size</p>
<p>Part Number# FX156 Flange-Flat 2" Tri 3 Hole</p>	<p>Part Number# FX4050 Triangular, 3-Bolt Flanges, 2.530 Center Hole, 2.965" Center Line, 0.500" Round Holes Bolt Hole Size</p>	<p>Part Number# FX07 Oval, 2-Bolt Flanges, 2.265" Center Hole, 3.875" Center Line, 0.500" x 0.750" slots Bolt Hole Size</p>	<p>Part Number# FX04 Oval, 2-Bolt Flanges, 1.875 Center Hole, 3.250" Center Line, 0.500"x0.750" Slots Bolt Hole Size</p>





Part #	Diameter	OAL
FX8050	1¾" ID	6"
FX8051	2" ID	6"
FX8052	2¼" ID	6"
FX8053	2½" ID	6"
FX8055	2" ID	3¼"

**Quick Fix Connector Kits
Oval Flange**



Part #	Pipe Inside Dia.
FX8016EX	2 1/4"

**Rubber
Insulators**



**Part Number#
FX3320**

Acura, Honda—
5/16" diameter
holes

Hardware

Hangers & Rods



**Part Number#
FX851**

Strap Fits: 98-02
Saturn SC, SL, SW
Series 1.9L Fits
Bubble Muffler

**SERRATED
FLANGE
NUTS**

Part# FH7081—5/16
serrated flange hex
nut, Bag Qty.—100

MAGNAFLOW®

POWER AND SOUND



Performance Exhaust Systems For
• Diesel & Gas Trucks • Sport Compacts
• American Muscle Cars

Whether you drive a street, off-road or diesel truck/SUV, MagnaFlow has dyno-proven exhaust systems that are rugged enough to survive grueling Baja racing. Each system is designed to bolt right on and provide years of trouble-free performance. Provides a smooth, deep tone that is suitable for grocery-getting SUV's with casual tow duties to full blown modded drag racing diesel pickups.

- Delivers a Smooth, Deep Tone
- Lifetime Warranty on All MagnaFlow Performance Kits
- Fully Polished Mufflers
- 100% Stainless Steel

**MANY
 MORE
 AVAILABLE!!!**

<p>15671 Magnaflow 1999-2004 Ford Mustang Street Series Cat-Back Performance Exhaust System</p>	<p>19312 Magnaflow 2015-2023 Mazda MX-5 Miata Street Series Cat-Back Performance Exhaust System</p>	<p>15318 Magnaflow 2014-2018 Chevy/GMC Silverado/Sierra 6.2L Street Series Cat-Back Performance Exhaust System</p>
<p>16732 Magnaflow 1997-2004 Chevrolet Corvette Street Series Axle-Back Performance Exhaust System</p>	<p>19465 Magnaflow 2017-2020 Ford F-150 D-Fit Performance Exhaust Muffler Replacement Kit With Muffler</p>	<p>19312 Magnaflow 2016-2021 Honda Civic Street Series Cat-Back Performance Exhaust System</p>
<p>116-0162 BRExhaust 2010-2017 Subaru Outback 2.5L Stainless Steel Direct-Fit Replacement Exhaust System</p>		<p>106-0296 BRExhaust 12-17 Nissan NV1500, NV2500, NV3500, 4.0L Direct-Fit Replacement Exhaust System</p>

Mufflers are reversible for custom installation!!!

Many More Available!

5"x8" Oval Satin Stainless Steel Universal Mufflers



Part#	Config.	In/Out	Body Length	Overall
12255	O/C	2.25"	18"	24"
12216	C/C	2.5"	14"	20"
12158	C/D	2.5"	14"	20"
12226	C/O	2.5"	14"	20"
12468	D/D	2.5"	18"	24"
12256	O/C	2.5"	18"	24"
12265	O/D	2.5"	18"	24"
14210	O/O	2.5"	14"	17"
12219	C/C	3"	14"	20"
12469	D/D	3"	18"	24"
12229	O/C	3"	14"	20"
12259	C/O	3"	18"	24"
12289	O/C	3"	24"	30"
14239	O/O	3"	14"	20"
14261	O/O	3"	24"	30"
12198	C/D	3"/2.5"	14"	20"
12288	C/D	3"/2.5"	18"	24"
12388	C/D	3"/2.5"	24"	30"
12267	O/D	3"/2.5"	18"	24"
14153	C/C	4"	14"	20"

4"x9" Satin Stainless Steel Universal Mufflers



Part#	Config.	In/Out	Body Length	Overall
11224	C/O	2"	14"	20"
11385	D/D	2.25"	14"	20"
11365	O/C	2.25"	11"	17"
11225	O/C	2.25"	14"	20"
11235	O/O	2.25"	14"	20"
11216	C/C	2.5"	14"	20"
11366	O/C	2.5"	11"	17"
11379	D/D	2.5"	11"	17"
11386	D/D	2.5"	14"	20"
11226	O/C	2.5"	14"	20"
11256	O/C	2.5"	18"	24"
11236	O/O	2.5"	14"	20"
11229	O/C	3"	14"	20"
13278 XL Multi-Chamber	C/D	3"/2.25"	14"	20"

3.5"x7" Satin Stainless Steel Universal Mufflers



Part#	Config.	In/Out	Body Length	Overall
11148	C/D	2.25"/2"	14"	20"

4" Round Universal Muffler



Part#	Config.	In/Out	Body Length	Overall
10415	C/C	2.25"	14"	20"
10416	C/C	2.5"	14"	20"
14419	C/C	3"	14"	20"

6" Round Universal Muffler



Part#	Config.	In/Out	Body Length	Overall
12616	C/C	2.5"	14"	20"
12619	C/C	3"	14"	20"

7" Round Universal Muffler



Part#	Config.	In/Out	Body Length	Overall
12772	C/C	4"	24"	30"

5"x11" Satin Stainless Steel Universal Mufflers



Part#	Config.	In/Out	Body Length	Overall
12599	D/D	3"	22"	28"
12589	O/C	3"	22"	28"
12588	C/D	3"/2.5"	22"	28"
12909	C/O	3.5"	22"	28"
12595	C/D	3.5"/3"	22"	28"



Oval No Oxygen Sensor Location	
12" Body L, 16" OAL, 5.625" Body W	
In/Out	OEM Grade Federal/EPA Compliant
2"	51004
2.25"	51005
2.5"	51006
3"	51009



Round Spun 1 Oxygen Sensor Location	
8.5" Body L, 9" OAL, 5" Body W	
In/Out	OEM Grade Federal/EPA Compliant
2.5"	51046



Round 1 Oxygen Sensor Location	
7.75" Body L, 8.75" OAL, 5" Body W	
In/Out	OEM Grade Federal/EPA Compliant
3"	51049



Oval No Oxygen Sensor Location	
7.75" Body L, 11.5" OAL, 5.5" Body W	
In/Out	OEM Grade Federal/EPA Compliant
2"	51174
2.25"	51175



Round No Oxygen Sensor Location		
9" Body L, 13" OAL, 4.25" Body W		
In/Out	OEM Grade Federal/EPA Compliant	HM Grade Federal/EPA Compliant
2"	51204	
2.25"	51205	99205HM
2.5"	51206	99206HM
3"	51209	



Round Post Converter Oxygen Sensor Location		
9" Body L, 13" OAL, 4.5" Body W		
In/Out	OEM Grade Federal/EPA Compliant	HM Grade Federal/EPA Compliant
2"	51234	99234HM
2.25"		99235HM
2.5"	51236	99236HM



Round Post Converter Oxygen Sensor Location		
11" Body L, 15" OAL, 4.25" Body W		
In/Out	OEM Grade Federal/EPA Compliant	HM Grade Federal/EPA Compliant
2"	51304	
2.25"	51305	
2.5"	51306	99306HM




Round Midbed Oxygen Sensor Location		
11" Body L, 15" OAL, 4.25" Body W		
In/Out	OEM Grade Federal/EPA Compliant	HM Grade Federal/EPA Compliant
2"	51354	99354HM
2.25"	51355	99355HM
2.5"	51356	99356HM



Oval No Oxygen Sensor Location	
12" Body L, 16" OAL, 6.375" Body W	
In/Out	OEM Grade Federal/EPA Compliant
2.5"	51556



Round Spun No Oxygen Sensor Location	
8.75" OAL, 5" OAW	
In/Out	OEM Grade Federal/EPA Compliant
2"	51654
2.25"	51655
2.5"	51656
3"	51659



Round No Oxygen Sensor Location	
9" Body L, 9" OAL, 5" Body W	
In/Out	OEM Grade Federal/EPA Compliant
2.5"	51956
3"	51959



Round Post Converter Oxygen Sensor Location	
11" Body L, 15" OAL, 4.25" Body W	
In/Out	OEM Grade Federal/EPA Compliant
2"	52324
2.25"	52325
2.5"	52326



Round Spun No Oxygen Sensor Location	
8" Body L, 8" OAL, 4" Body W	
In/Out	Standard Grade Federal/EPA Compliant
2.5"	59956
3"	59959



Round Spun 2 O2 Port Plugs	
11.25" Body L, 15.25" OAL, 5" Body W	
In/Out	OEM Grade Federal/EPA Compliant
2"	79314
2.25"	79315
2.5"	79316




Oval Post Converter Oxygen Sensor Location	
12" Body L, 16" OAL, 6.375" Body W	
In/Out	Standard Grade Federal/EPA Compliant
2.5"/2"	94037




Oval No Oxygen Sensor Location	
15.5" Body L, 19.5" OAL, 6.5" Body W	
In/Out	Standard Grade Federal/EPA Compliant
3"	95509



21-474
Fits: 15-20 Ford F-150 3.5L



21-475
Fits: 15-20 Ford F-150 3.5L




22-235
Fits: 19-20 Hyundai Tucson 2.0L




23408
Fits: 92-96 Chevy Corvette 5.7L




49445
Fits: 08-17 Buick Enclave, 09-17 Chevy Traverse 07-17
GMC Acadia, 07-10 Saturn Outlook 3.6L



50664
Fits: 04-12 Chevy/GMC Colorado/Canyon 3.5L, 3.7L,
06-08 Hummer H3 3.5L, 3.7L, 06-08 Isuzu i-370 3.5L,
3.7L

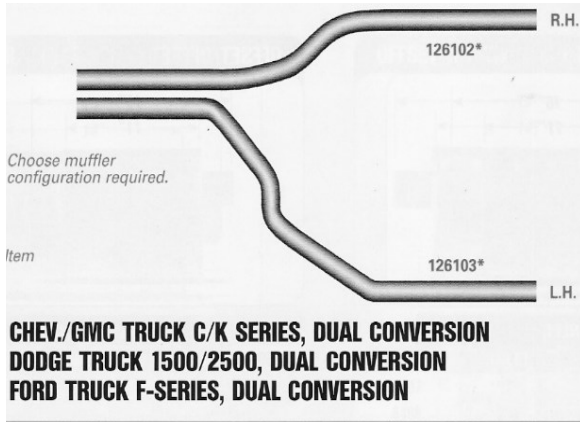


51202
Fits: 07-12 Hyundai Santa Fe, Veracruz 3.3L, 3.8L

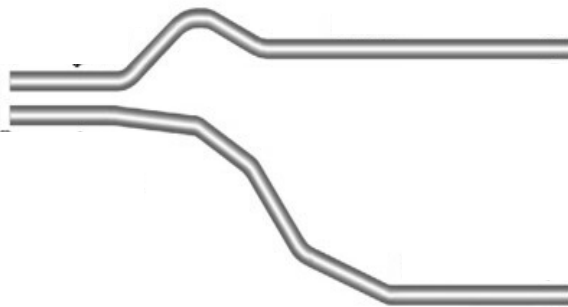


5571924
Fits: 12-15 Hyundai Accent Veloster 1.6L, 12-13
Kia Soul 1.6L

14 GAUGE MANDREL DUAL CONVERSION TAIL PIPES



14 Gauge Mandrel Tail Pipes			
Right Side #	Left Side #	Diameter	Material
26102S	26103S	2.25"	Stainless Steel
H25409	H25410	2.5"	Stainless Steel
26106M	26107M	3"	Aluminized
H25411	H25412	3"	Stainless Steel



RANGER, DAKOTA, S10 PICKUPS

14 Gauge Mandrel Tail Pipes			
Right Side #	Left Side #	Diameter	Material
G22566M	G22570M	2.25"	Aluminized
G22567M	G22571M	2.5"	Aluminized



Stainless Steel Smooth Transitions

Use Mandrel-Bent Smooth Transitions for custom system fabrication with no reduction in the bends.

TUBING



Part#	Size	Length	Gauge	Material
3501016A	3 1/2"	10'	16	Aluminized
4001016S	4"	10'	16	Stainless

TYPE	INLET DIAMETER	C-LINE RADIUS	LENGTH TO BEND	PART#
L-180	2.5"	4"	14"	10716M
L-180	3"	5"	14"	10719M

MANDREL PREBENT

Aluminized

DODGE MANDREL BENT TAILS



62-74 "B" BODY—
GTX—SATELLITE
CHARGER—
ROADRUNNER—
CORONET—
SUPERBEE

LEFT SIDE
#OP9172MB

RIGHT SIDE
#OP9171MB



STAINLESS STEEL
MANDREL 90° BEND

4" - PART# B40090450-409

STAINLESS STEEL
MANDREL 45° BEND

4" - PART# B40045450-409



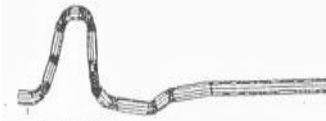
ALUM.
MANDREL
BENT

RIGHT SIDE
TL1117 (2 1/2")

1968-72 CAMARO'S
DUAL SYSTEM

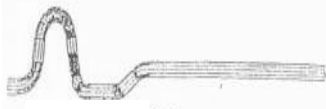


LEFT SIDE
TL1116 (2 1/2")



RIGHT SIDE
TL1127 (2 1/2")
TL1119 (3")

1964-77 CHEVELLE, SKY-
LARK, CUTLASS & PON-
TIAC GTO. "A" BODY



LEFT SIDE
TL1126 (2 1/2")
TL1118 (3")

Application

Dodge Diesel Trucks




Mandrel Bent

Part#	Dia.	Material
54997M	4"	Aluminized
54997MS	4"	Stainless Steel



Part# TL1095S

5 INCH STAINLESS STEEL PIPE 2 PIECE,
FITS: 94-97.5 DIESEL TRUCKS




Part# FRLOAAS02S

Stainless Steel Overaxle Pipe w/Air- Ride
Suspension For 2002-Up Freight-liner Mercedes 4
& 6 cyl. Engine



Master Cobalt Recip Blades

Part#	TPI	Length	Width	Thickness	Box Qty
400381	10	6"	3/4"	.035	50
400404	14	6"	3/4"	.035	50
400428	18	6"	3/4"	.035	50
401012	18	9"	3/4"	.035	50
402583	18	8"	3/4"	.035	50
404273	14	12"	1"	.050	25
404334	14	9"	1"	.050	25



Triple the life of standard reciprocating saw blades, Master Cobalt® technology has a unique combination of features resulting in the longest lasting recip blades available. They cut smooth, accurate, and offer great value.



Step Drills

<u>Part#</u>	<u>Self-Starting</u>	
	124447	3/16"-7/8" by 16ths
124485	1/4"-1 1/8" by 16ths	1/4" Impact



Step Drill Kit 3pcs: 124409 (1/8"-1/2" by 32nds), 124447 (3/16"-7/8" by 16ths), 124454 (1/4"-3/4" by 16ths) Shank Size: 1/4" Impact
Part# 124607

HENSCHEL & SONS EXHAUST WAREHOUSE



CONNELLSVILLE, PA

724-628-6915



Web: www.henschelandsons.com
www.facebook.com/henschelandsons



NEW PRODUCTS!!! EXHAUST TIPS—Blue Burnt, Black Powder Coated, Black Chrome, Carbon Fiber, Polished Chrome, Gray Powder Coated.

 <p>Part# NT-2519 Double Wall Stainless Steel Exhaust Tip Blue Burnt Slant - 2.5" In, 4" Out, 5.5" Length</p>	 <p>Part# NT-2549 Double Wall Stainless Steel Exhaust Tip with Blue Burnt - 2.5" In, 4.5" Out, 8" Length</p>	 <p>Part# 2590BK Exhaust Tip for Charger Dual Wall Super Gloss Black Powder Coated - 3" In, 5" Out, 7" Length</p>	 <p>Part# 2590CP Exhaust Tip for Charger Dual Wall Chrome Polish - 3" In, 5" Out, 7" Length</p>
 <p>Part# 1680BL Dual Stainless Steel Exhaust Blue Burnt Tips - 3" In, 4" Out, 10.5" Length</p>	 <p>Part# 1670BK Dual SS Exhaust Tip Double Wall Super Gloss Black Powder coated Tip - 2.5" In, 4" Out, 9.5" Length</p>	 <p>Part# NT-2545 Double Wall Stainless Steel Exhaust Tip with Black Chrome Weld-on, 2-1/2" Inlet x 4-1/2" Outlet x 8" Length</p>	 <p>Part# NT-2407 Exhaust Tip Stainless Steel Double Wall Chrome Polished - 2.25" In, 3.5" Out, 8" Length</p>
 <p>Part# NT-1626BL Dual Stainless Steel Exhaust Tip Blue Burnt Flush Slant cut - 2.5" In, 3.5" Out, 10" Length</p>	 <p>Part# 2508BK Double Wall SS Exhaust Tip Super Gloss Black Powder coated Tip - 2.5" In, 4" Out, 8" Length</p>	 <p>Part# NT-1670BC Dual Stainless Steel Exhaust Tip Black Chrome Slant Cut - 2.5" In, 4" Out, 9.5" Length</p>	 <p>Part# NT-2549 Triple Outlets Stainless Steel Exhaust Tips Chrome Polished - 3" In, 4" Out, 12" Length</p>
 <p>Part# NT-2478 Dual Wall SS Exhaust Blue Burnt Tip Straight cut - 2.25" In, 4" Out, 8" Length</p>	 <p>Part# 2509BK Double Wall SS Exhaust Tip Super Gloss Black Powder coated Tip - 2.5" In, 4.5" Out, 8" Length</p>	 <p>Part# NT-2575 Dual Wall SS Exhaust Tip Black Chrome Slant cut, 2.5" Inlet x 4" Outlet x 8" Length</p>	 <p>Part# NT-2552 CARBON FIBER EXHAUST TIPS DOUBLE LAYERS STAINLESS STEEL BLUE SIZE: 2.5" ID X 4" OD X 7" L - 2.5" ID, 4" OD, 7" OL</p>
 <p>Part# NT-2479 Double Wall SS Exhaust Blue Burnt Tip Angle Cut - 2.25" In, 4" Out, 8" Length</p>	 <p>Part# 2580BK Double Wall SS Exhaust Tip Super Gloss Black Powder coated - 2.5" In, 5" Out, 8" Length</p>	 <p>Part# NT-HEART-SBC HEART SHAPE EXHAUST TIP BLACK CHROME - 2.5" In, 4" Out, 8" Length</p>	 <p>Part# NT-3050MCF Round Edge Tip Shape, Carbon Fiber Tip Finish, 3" ID, 5" OD, 12" OL, Stainless Steel Material, Clamp-On Installation</p>
 <p>Part# NT-2568BL Dual Stainless Steel Blue Burnt Tip Slant cut - 2.25" In, 3.5" Out, 9.5" Length</p>	 <p>Part# NT-2520BK Double Wall Stainless Steel Exhaust Tip Gloss Black - 2.5" In, 4" Out, 5.5" Length</p>	 <p>Part# NT1626-2BC Quad Staggered SS Exhaust Tip Black Chrome/A Pair - 2.5" In, 3.5" Out, 10.5" Length</p>	 <p>Part# 2590GR Exhaust Tip for Charger Dual Wall Super Gloss Gray Powder Coated - 3" In, 5" Out, 7" Length</p>



**ALUMINIZED STEEL
MANDREL 90° BEND**

2 1/4" - Part# A22590
2 1/2" - Part# A25090
3" - PART# A30090

**STAINLESS STEEL
MANDREL 90° BEND**

2 1/4" - PART# S22590
2 1/2" - PART# S25090
3" - PART# S30090



**PART# R38
10FT. SECTION
OF 3/8" STEEL
STRAIGHT ROD**

**PART# R12
10FT. SECTION
OF 1/2" STEEL
STRAIGHT ROD**


**ALUMINIZED STEEL MAN-
DREL 45° BEND**

2 1/4" - PART# A22545
2 1/2" - PART# A25045
3" - PART# A30045



**STAINLESS STEEL MANDREL
45° BEND**

2 1/4" - PART# S22545
2 1/2" - PART# S25045
3" - PART# S30045



PART# 1123 11 LB .023 MIG WIRE

PART# 1130 11 LB .030 MIG WIRE

PART# 1135 11 LB .035 MIG WIRE

PART# 3335 33 LB .035 MIG WIRE



**Part# 63S O2 Sensor Boss M18 x 1.5
(Stainless Steel)**

PCI POLLUTION
CONTROL
INDUSTRIES



**Part# 454 AMC/Jeep A.I.R. Rail-81-84
4.2L 258 AMC/Jeep J-trucks, Scrambler and
Wagoneer**



**Part# 566 Cutting Wheel Hardened Tool
Steel replaces 1.17" (30mm) diameter
cutting wheel Rigid E-219/Model 30**

FLEX PIPES



PART #	DESCRIPTION
FT13404BI	1 3/4" X 4" FLEX BLANK INTERBRAIDED ENDS
FT13404NI	1 3/4" X 4" DOUBLE FLEX 1 3/4" ENDS
FT13406BI	1 3/4" X 6" FLEX BLANK INTERBRAIDED ENDS
FT13406NI	1 3/4" X 6" DOUBLE FLEX 1 3/4" ENDS
FT13408BI	1 3/4" X 8" FLEX BLANK INTERBRAIDED ENDS
FT13408NI	1 3/4" X 8" DOUBLE FLEX 1 3/4" ENDS
FT13410BI	1 3/4" X 10" FLEX BLANK INTERBRAIDED ENDS
FT13410NI	1 3/4" X 10" DOUBLE FLEX 1 3/4" ENDS
FT20004BI	2" X 4" FLEX BLANK INTERBRAIDED ENDS
FT20004NI	2" X 4" DOUBLE FLEX 2" ENDS
FT20006BI	2" X 6" FLEX BLANK INTERBRAIDED ENDS
FT20006NI	2" X 6" DOUBLE FLEX 2" ENDS
FT20008BI	2" X 8" FLEX BLANK INTERBRAIDED ENDS
FT20008NI	2" X 8" DOUBLE FLEX 2" ENDS
FT20010BI	2" X 10" FLEX BLANK INTERBRAIDED ENDS
FT20010NI	2" X 10" DOUBLE FLEX 2" ENDS

PART #	DESCRIPTION
FT22504BI	2 1/4" X 4" FLEX BLANK INTERBRAIDED ENDS
FT22504NI	2 1/4" X 4" DOUBLE FLEX 2 1/4" ENDS
FT22506BI	2 1/4" X 6" FLEX BLANK INTERBRAIDED ENDS
FT22506NI	2 1/4" X 6" DOUBLE FLEX 2 1/4" ENDS
FT22508BI	2 1/4" X 8" FLEX BLANK INTERBRAIDED ENDS
FT22508NI	2 1/4" X 8" DOUBLE FLEX 2 1/4" ENDS
FT22510BI	2 1/4" X 10" FLEX BLANK INTERBRAIDED ENDS
FT22510NI	2 1/4" X 10" DOUBLE FLEX 2 1/4" ENDS
FT25004BI	2 1/2" X 4" FLEX BLANK INTERBRAIDED ENDS
FT25004NI	2 1/2" X 4" DOUBLE FLEX 2 1/2" ENDS
FT25006BI	2 1/2" X 6" FLEX BLANK INTERBRAIDED ENDS
FT25006NI	2 1/2" X 6" DOUBLE FLEX 2 1/2" ENDS
FT25008BI	2 1/2" X 8" FLEX BLANK INTERBRAIDED ENDS
FT25008NI	2 1/2" X 8" DOUBLE FLEX 2 1/2" ENDS
FT25010BI	2 1/2" X 10" FLEX BLANK INTERBRAIDED ENDS
FT30006BI	3" X 6" FLEX BLANK INTERBRAIDED ENDS
FT30006NI	3" X 6" DOUBLE FLEX 3" ENDS



3/8" U-Bolt w/Slotted Hole HD Saddle & Flange Nuts



Part#	SIZE	BOX QTY
510178	1 7/8"	50
MC7218A-050	2 1/8"	50
MC7234A-050 MC7234-050	2 3/4"	50
MC7300A-050	3"	50

3/8" U-Bolt W/Round Hole GM Style Saddle & Flange Nuts



Part#	SIZE	BOX QTY
511225	2 1/4"	50
511250	2 1/2"	50

5/16" U-Bolt W/Round Hole HD Saddle & Flange Nuts



Part#	SIZE	BOX QTY
MC4212A-050	2-1/2"	50

3/8" U-Bolt W/Round Hole HD Saddle & Flange Nuts



Part#	SIZE	BOX QTY
MC8112A-050	1-1/2"	50
MC8134A-050	1-3/4"	50
MC8200A-050	2"	50
MC8218-050	2 1/8"	50
MC8214A-050	2-1/4"	50
MC8212A-050	2-1/2"	50

Hangers, Brackets, & Wires

<p>FOR 9/16" THICK USE BR104X</p> <p>3/8" HOLES</p> <p>3/8" THICK</p> <p>1-3/8"</p> <p>5-1/2"</p> <p>1-1/8" RADIUS</p> <p>1-13/32"</p> <p>Part# BR104-100</p>	<p>2"</p> <p>11/32" THICK</p> <p>8"</p> <p>1-3/8" RADIUS</p> <p>Part# BR107-001 Part# BR107-050</p>	<p>1/2" HOLE</p> <p>3-1/8"</p> <p>2"</p> <p>1"</p> <p>Part# BR400-010</p>	<p>5-16" HOLES</p> <p>1-1/2"</p> <p>7/8"</p> <p>2-13/16"</p> <p>Part# BR560-010</p>
<p>5/16" HOLE</p> <p>1-7/8"</p> <p>Part# BR784-010</p>	<p>2-9/16"</p> <p>1/2" HOLES</p> <p>1-5/8"</p> <p>1"</p> <p>Part# BR867-010</p>	<p>2"</p> <p>10"</p> <p>1/2" THICK</p> <p>Part# FW902-25</p>	<p>1"</p> <p>1-1/4"</p> <p>6"</p> <p>Part# BR91914-025</p>
<p>14"</p> <p>5/16" ROD</p> <p>Part# BR92167-025</p>	<p>14"</p> <p>3/8" ROD</p> <p>Part# BR92168-025</p>	<p>14"</p> <p>1/2" ROD</p> <p>Part# BR92169-025</p>	<p>5-5/8"</p> <p>OFFSET MOUNTING</p> <p>DOUBLE ATTACHMENT</p> <p>CLOSED END SWIVEL</p> <p>FOR OPEN END USE BR92193</p> <p>Part# BR92170-050</p>
<p>Part# BR92172-001 Part# BR92172-050</p>	<p>1"</p> <p>1-1/4"</p> <p>8"</p> <p>STAINLESS STEEL</p> <p>5/16" WIRE</p> <p>Part# BR92216-010</p>	<p>1"</p> <p>1-1/4"</p> <p>8"</p> <p>3/8" WIRE</p> <p>Part# BR92218-025</p>	<p>3/8" WIRE</p> <p>3/4"</p> <p>17/8"</p> <p>8 1/2"</p> <p>Part# FW897-B25</p>
<p>1-1/4"</p> <p>2-1/8"</p> <p>13/32" HOLES</p> <p>Part# BR92256-050</p>	<p>10"</p> <p>2"</p> <p>3/8" THICK</p> <p>Part# BR92257-025</p>	<p>1"</p> <p>1-1/4"</p> <p>6"</p> <p>5/16" WIRE</p> <p>Part# BR99003-025</p>	<p>ROL Exhaust</p>



Hardware



Standard Studs w/o Finders



Standard Studs w/Finders



Standard Thread Length



Full Thread Length

Studs And Screws		
Manifold Studs		
Part #	Description	Box Qty.
H233-050	3/8" x 3-1/2" Coarse Chrysler W/Finders	50
H564-050	7/16" x 2-1/2" Coarse Ford	50

Metric Manifold Studs		
Part #	Description	Box Qty.
H210-100	Size: 10mm x 43mm Thread Pitch: 1.25P Application: Honda/VW	100

Shoulder Studs Metric		
Part #	Description	Box Qty.
H516-010	OAL: 76mm (2-31/32") Thread Type & Pitch: 10mm x 1.5P Application: GM Description: w/Finders	10

Hexagon Self-Tapping Screws		
Part #	Description	Box Qty.
H170-100	5/16" x 1"	100
H173-100	3/8" x 1"	100
H174-100	3/8" x 1-1/2"	100

Hexagon Thread Cutting Screws		
Part #	Description	Box Qty.
H238-100	5/16" x 1/2"	100

Washers		
Flat Washers		
Part #	Description	Box Qty.
H180-100	Size: 1/4" I.D.: 5/16" O.D.: 3/4" Class: SAE	100
H181-100	Size: 5/16" I.D.: 3/8" O.D.: 7/8" Class: Plate (USS)	100
H184-100	Size: 3/8" I.D.: 7/16" O.D.: 1" Class: Plate (USS)	100
H182-100	Size: 5/16" I.D.: 3/8" O.D.: 1-1/4" Class: Fender	100
H183-100	Size: 3/8" I.D.: 7/16" O.D.: 1-1/2" Class: Fender	100
H185-100	Size: 7/16" I.D.: 1/2" O.D.: 1-1/4" Class: Plate (USS)	100
H186-100	Size: 1/2" I.D.: 9/16" O.D.: 1-3/8" Class: Plate (USS)	100
H216-100	Size: 3/8" I.D.: 13/32" O.D.: 13/16" Class: SAE	100

Spring Lock Washers		
Part #	Description	Box Qty.
H176-100	Bolt Size: 5/16", ID. .314-.322, OD .583	100
H177-100	Bolt Size: 3/8", ID. .377-.385, OD .680	100

Hexagon Bolts		
Hexagon Cap Bolts		
Part #	Description	Box Qty.
H146-100	5/16" x 1" Coarse	100
H149-100	3/8" x 1" Coarse	100
H150-100	3/8" x 1-1/4" Coarse	100
H205-100	3/8" x 2-1/2" Coarse	100
H234-100	3/8" x 2" Coarse	100
H237-100	5/16" x 1-1/2" Coarse Full Thread Length	100
H240-100	5/16" x 2" Coarse	100
H246-100	3/8" x 1-1/2" Coarse	100
H247-050	3/8" x 3" Coarse	50
H249-100	5/16" x 3" Coarse Full Thread Length	100

Metric Hexagon Bolts		
Part #	Description	Box Qty.
H283-100	8mm x 40mm Full Thread Length	100
H354-100	10mm x 30mm Full Thread Length	100
H353-100	10mm x 40mm Full Thread Length	100

Nuts		
Hexagon Nuts		
Part #	Description	Box Qty.
H100-100	1/4" Coarse Standard	100
H101-100	5/16" Coarse Standard	100
H102-100	3/8" Coarse Standard	100
H103-050	7/16" Coarse Standard	50
H104-050	1/2" Coarse Standard	50
H201-100	5/16" Coarse Serrated Flange	100
H202-100	3/8" Coarse Flange	100
H367-100	3/8" Coarse Serrated Flange	100

Metric Hexagon Nuts		
Part #	Description	Box Qty.
H207-100	Size: 8mm Thread Pitch: 1.25P Standard	100
H209-100	Size: 10mm Thread Pitch: 1.25P Application: (Honda, Toyota) Standard	100
H208-100	Size: 10mm Thread Pitch: 1.50P Standard	100



Handcrafted 1, 2 & 3 Chambered Mufflers

- 16-Gauge 409-grade stainless steel construction
- Precision fitment and installer-friendly design
- High-heat premium black powder coat finish

4" x 9.5" Oval
2 Chamber
Offset / Center



↳ NON-REVERSIBLE

PN	BL	OA	IN	OUT
SFS42441	13"	19"	2.25"	2.25"
SFS42541	13"	19"	2.5"	2.5"
SFS43041	13"	19"	3"	3"


4" x 9.5" Oval
2 Chamber
Center / Dual



↳ NON-REVERSIBLE

PN	BL	OA	IN	OUT	C-C
SFS430402	13"	19"	3"	2.5"	5"

4" x 9.5" Oval
1 Chamber
Center / Dual



↳ NON-REVERSIBLE

PN	BL	OA	IN	OUT	C-C
SFS430152	6.5"	12.5"	3"	2.5"	5"

4" x 9.5" Oval
1 Chamber
Offset / Center



↳ NON-REVERSIBLE

PN	BL	OA	IN	OUT
SFS424110	6.5"	12.5"	2.25"	2.25"
SFS425110	6.5"	12.5"	2.5"	2.5"

4" x 9.5" Oval
1 Chamber
Dual / Dual



↳ NON-REVERSIBLE

PN	BL	OA	IN	OUT	C-C
SFS425154	6.5"	12.5"	2.5"	2.5"	5"

4" x 9.5" Oval
2 Chamber
Offset / Offset



↳ NON-REVERSIBLE

PN	BL	OA	IN	OUT
SFS42443	13"	19"	2.25"	2.25"
SFS42543	13"	19"	2.5"	2.5"
SFS43043	13"	19"	3"	3"

4" x 9.5" Oval
1 Chamber
Center / Center



↳ NON-REVERSIBLE

PN	BL	OA	IN	OUT
SFS424109	6.5"	12.5"	2.25"	2.25"
SFS425109	6.5"	12.5"	2.5"	2.5"
SFS430109	6.5"	12.5"	3"	3"

4" x 9.5" Oval
1 Chamber
Offset / Offset



↳ NON-REVERSIBLE

PN	BL	OA	IN	OUT
SFS425111	6.5"	12.5"	2.5"	2.5"

4" x 9.5" Oval
1 Chamber
Center / Offset



↳ NON-REVERSIBLE

PN	BL	OA	IN	OUT
SFS425112	6.5"	12.5"	2.5"	2.5"

4" x 9.5" Oval
2 Chamber
Center / Offset



↳ NON-REVERSIBLE

PN	BL	OA	IN	O
SFS42542	13"	19"	2.5"	2.5"

4" x 9.5" Oval
2 Chamber
Dual / Dual



↳ NON-REVERSIBLE

PN	BL	OA	IN	O	C-C
SFS425404	13"	19"	2.5"	2.5"	5"

- Handcrafted Chambered Mufflers
- Precision Fitment and Installer Friendly Design
- 16 Gauge Aluminized Steel Construction
- High-Heat Premium Powder Coat Finish
- Improved Flow Characteristics



Part# SF43041—4"x9.5" Oval, 2 Chamber, Offset/Center, BL-13", OA-19", In/Out-3"

Part# SF430152—4"x9.5" Oval, 1 Chamber, Center/Dual, BL-6.5", OA-12.5", In/Out-3"/2.5", C-C-5"

Part# SF42541—4"x9.5" Oval, 2 Chamber, Offset/Center, BL-13", OA-19", In/Out-2.5"

Part# SF430402—4"x9.5" Oval, 2 Chamber, Center/Dual, BL-13", OA-19", In/Out-3"/2.5"

4" Round

Center / Center

↔ REVERSIBLE



PN	BL	OA	IN	O
SM10414	14"	20"	2"	2"

SM10424	18"	24"	2"	2"
SM10425	18"	24"	2.25"	2.25"

4" x 9" OVAL

Center / Center

↔ REVERSIBLE



PN	BL	OA	IN	O
SM11215	14"	20"	2.25"	2.25"
SM11216	14"	20"	2.5"	2.5"
SM11219	14"	20"	3"	3"

4" x 9" OVAL

Dual / Dual

↔ REVERSIBLE



PN	BL	OA	IN	O	C-C
SM11386	14"	20"	2.5"	2.5"	4"

5" x 8" Oval Dual/Dual Reversible



Part#	BL	OA	In/Out
SM12468	18"	24"	2.5"
SM12469	18"	24"	3"

5" x 11" OVAL

Offset / Center

↔ REVERSIBLE



PN	BL	OA	IN	O
SM12909	22"	28"	3.5"	3.5"

4" x 9" OVAL

Center / Center

↔ REVERSIBLE



PN	BL	OA	IN	O
SM64109	7"	12"	2.25"	2.25"
SM65109	7"	12"	2.5"	2.5"
SM60109	7"	12"	3"	3"

STREET MAX

MUFFLERS

Features the best possible flow with its straight through design. This packed muffler offers a deep, quality sound with its perforated flow tube.

All stainless construction has fully welded seams for superior quality and durability.

- Straight Through Design
- Deep Performance Tone
- Stainless & Fully Welded
- Reversible



5" x 11" Oval Offset/Offset Reversible



Part#	BL	OA	In/Out
SM12910	22"	28"	3.5"

4" x 9" OVAL

Offset / Center

↔ REVERSIBLE




PN	BL	OA	IN	O
SM64110	7"	12"	2.25"	2.25"
SM65110	7"	12"	2.5"	2.5"

4" x 9" OVAL

Offset / Offset

↔ REVERSIBLE



PN	BL	OA	IN	O
SM64111	7"	12"	2.25"	2.25"
SM65111	7"	12"	2.5"	2.5"
SM60111	7"	12"	3"	3"

4" x 9" OVAL

Center / Dual

↔ REVERSIBLE




PN	BL	OA	IN	O	C-C
SM65122	7"	12"	2.5"	2.25"	4"
SM60122	7"	12"	3"	2.25"	4"
SM60152	7"	12"	3"	2.5"	4"

4" x 9" OVAL

Dual / Dual

↔ REVERSIBLE



PN	BL	OA	IN	O	C-C
SM65154	7"	12"	2.5"	2.5"	4"



T-Style Mufflers

Street-Performance.com

Eco Plus T-Style Mufflers

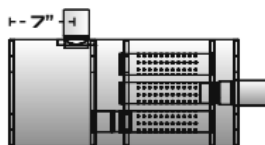


Best in its class! The EcoPlus muffler line is 100% North American made, delivering effective sound control and premium quality. The double wrapped body alongside the interlocked seams reinforces the integrity of the muffler, preventing an inferior "oil-canning" effect. True to size, most EcoPlus mufflers feature a smooth inlet and outlet diameter without any expansions or reductions. The fully welded necks provide additional reinforcement, preventing nasty exhaust leaks from developing.

- Double Wrapped Body with Interlocked Seams
- Optimal Two or Three Internal Baffle Design
- Precision Fitment & Installer Friendly Design
- Available in Multiple Configurations & Diameters
- Reinforced Welded Necks

5" x 11" Oval Side Body / Center

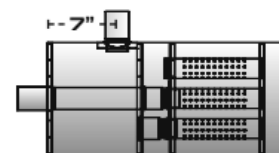
↳ NON-REVERSIBLE



PN	BL	OA	IN	O
EP3094	24"	27"	2.25"	2.25"
EP3090	24"	27"	2.5"	2.5"

5" x 11" Oval Side Body / Center

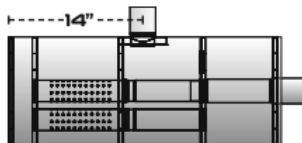
↳ NON-REVERSIBLE



PN	BL	OA	IN	O
EP3089	24"	27"	2.25"	2.25"

5" x 11" Oval Side Body / Center

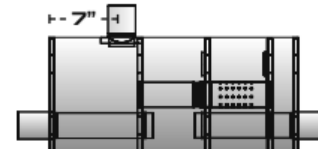
↳ NON-REVERSIBLE



PN	BL	OA	IN	O
EP3096	28"	31"	2.25"	2.25"
EP3092	28"	31"	2.5"	2.5"

5" x 11" Oval Side Body / Dual Opposite

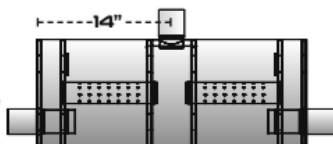
↳ NON-REVERSIBLE



PN	BL	OA	IN	O
EP3095	24"	30"	2.25"	2.25"
EP3091	24"	30"	2.5"	2.5"

5" x 11" Oval Side Body / Dual Opposite

↳ NON-REVERSIBLE



PN	BL	OA	IN	O
EP3097	28"	34"	2.25"	2.25"
EP3093	28"	34"	2.5"	2.5"



- Fully Welded Body
- 16-Gauge Aluminized Steel Construction
- Louvered Cores Provide a Mild Performance Tone
- Ideal for Heavy-Duty Applications
- 100% North American Made
- Multiple Configurations & Diameters
- Popular Direct-Fit Options Available

Premium Duty - PD716 7" Round Body Muffler - 3" Center In / 3" Center Out

PD716

- Heavy Duty Muffler
- 7.0" Round Round Body
- 30.0" Body Length



Premium Duty - PD809 8" Round Body Muffler - 4" Center In / 4" Center Out

PD809

- Heavy Duty Muffler
- 8.0" Round Round Body
- 30.0" Body Length



T-PIPES




PN (Aluminized)	In / Out
AT200	2.0" / 2.0"
AT225	2.25" / 2.25"
AT250	2.5" / 2.5"




PN (Stainless)	In/Out
ST200	2"/2"
ST225	2.25"/2.25"
ST250	2.5"/2.5"
ST300	3"/3"

The heat test show no discoloration of the finish that you typically see in polished stainless and the Salt Spray Test shows that our tips will last more than twice as long as traditional chrome in the same conditions.



TRIPLE PLATED CHROME PENCIL TIPS

<u>Part#</u>	<u>Size/Length</u>	<u>Inlet</u>
PT212	2.75x9	2.5




409 STAINLESS CHROME ROLLED ANGLE CUT

<u>Part#</u>	<u>Size/Length</u>	<u>Inlet</u>
RAC418CS	4x18	2.5
RAC31212CS	3.5x12	2.25



TRIPLE PLATED CHROME DUAL TRANS AM

<u>Part#</u>	<u>Size/Length</u>	<u>Inlet</u>
DT214	2.25	2.25



V-CHAMBER GLASS-PACKS (SOUNDS SIMILAR TO A 40 SERIES FLOWMASTER)

<u>Part#</u>	<u>Length/OAL</u>	<u>Inlet/Outlet</u>
FFR13200	13/19 1/2	2
FFR13212	13/19 1/2	2.5
FFR13214	13/19 1/2	2.25
FFR13300	13/19 1/2	3



CHAMBERED GLASS PACK WITH DUAL OUTLETS

<u>Part#</u>	<u>INLET</u>	<u>DUAL OUTLET</u>
FFRD-225-225	2 1/4"	2 1/4"
FFRD-225-250	2 1/4"	2 1/2"
FFRD-250-250	2 1/2"	2 1/2"
FFRD-300-250	3"	2 1/2"



409 STAINLESS CHROME ANGLE CUT

<u>Part#</u>	<u>Size/Length</u>	<u>Inlet</u>
AC412CS	4x12	2.5
AC418CS	4x18	2.5
AC31212CS	3.5x12	2.25

Hi-Performance Mufflers



16 Gauge • 100% Aluminized • Totally Welded Construction
Ceramic Powdercoated • V-Technology

ORIGINAL TWO CHAMBER
4" Tall x 9" Wide • 13" Body Length • 19" Overall Length



Part#	Inlet	Outlet	Config.
TB4422	2 1/4"	2 1/4"	C/D
TC5400	2 1/2"	2 1/2"	C/D
TC0422	3"	2 1/4"	C/D

Single Chamber "Race Muffler" 4" Tall x 9" Wide / 6 1/2" Body Length / 13" Overall Length

Part#	Inlet	Outlet	Config.	Part#	Inlet	Outlet	Config.	Part#	Inlet	Outlet	Config.
TR426	2 1/2"	2 1/2"	C/C	TR425	2 1/2"	2 1/4"	C/D	TR429	2 1/4"	2 1/4"	O/O
TR428	3"	3"	C/C	TR427	3"	2 1/2"	C/D				



Stainless Steel Tips



Hi Polished Stainless Steel Tips

	<p>Part# 00745, 2 1/2" Rolled Pencil, 10" Long, 2 1/4" Inlet</p>	<p>Part# 00747, 5 1/2"x3" Rolled Slant Oval, 9 1/2" Long, 2 1/4" Inlet</p>	<p>Part# 00747-212, 5 1/2"x3" Rolled Slant Oval, 9 1/2" Long, 2 1/2" Inlet</p>	<p>Part# 00749, 7 3/4"x2" Camaro, 10" Long, 2 1/2" Inlet</p>	<p>Part# 00755, 3 1/2" Dual Turn Up, 12" Long, 2 1/4" Inlet</p>
<p>Part# 00756, 3 1/2" Dual Rolled Slant, 12" Long, 2 1/4" Inlet</p>	<p>Part# 00759, 3 1/2" Dual Slant Double Wall, 14" Long, 3" Inlet</p>	<p>Part# 00800, 3 1/2" Dual Rolled Edge, 9 1/2" Long, 2 1/4" Inlet</p>	<p>Part# 00802, 3 1/2" Double Wall Slant, 8" Long, 2 1/4" Inlet</p>	<p>Part# 00803, 4" Double Wall Slant, 8" Long, 2 1/4" Inlet</p>	<p>Hi Polished Rolled Pencil Tips</p> <p>Part# 00809, 3 1/2"x12", 2 1/4" Inlet</p>




Stainless Steel Tips

Hi Polished Stainless Steel Diesel Tips



Hi Polished "Black Stainless" Tips



45° Angle Cut



Part#	Out x Length	In
00739S	3 1/2" x 18"	2 1/4"
00742S	4" x 18"	2 1/4"

Part # 00756S
3 1/2" Dual Rolled Slant
12" Long
2 1/4" Inlet

Hi Polished "Black Stainless" Tips

30° Rolled Angle



Part#	Out x Length	In
00739RS	3 1/2" x 18"	2 1/4"
00742RS	4" x 18"	2 1/4"

Hi Polished 30° Rolled Angle Stainless Steel Truck Tips



Hi Polished 45° Angle Cut Stainless Steel Truck Tips



Part#	Out x Length	In
00744	3" x 12"	2 1/4"
00738	3" x 16"	2 1/4"
00753	3 1/2" x 12"	2 1/4"
00753-212	3 1/2" x 12"	2 1/2"
00739	3 1/2" x 18"	2 1/4"
00739-212	3 1/2" x 18"	2 1/2"
00754	4" x 12"	2 1/4"
00754-212	4" x 12"	2 1/2"
00742	4" x 18"	2 1/4"
00742-212	4" x 18"	2 1/2"
00743	4" x 22"	2 1/4"

Part#	Out x Length	In
00738R	3" x 16"	2 1/4"
00753R	3 1/2" x 12"	2 1/4"
00753R-212	3 1/2" x 12"	2 1/2"
00829R	3 1/2" x 16"	2 1/4"
00739R	3 1/2" x 18"	2 1/4"
00739R-212	3 1/2" x 18"	2 1/2"
00740R	3 1/2" x 22"	2 1/4"
00754R	4" x 12"	2 1/4"
00754R-212	4" x 12"	2 1/2"
00742R	4" x 18"	2 1/4"
00742R-212	4" x 18"	2 1/2"



New GENERATION SPUN FORMED CONVERTER

One Piece Polished Stainless Steel • Zero Leakage – Fits Tight Applications

2 & 3 Way - 5.9L/6,000 Lbs. • Angled Inlet or Outlet
4" Round x 8" Long • OBDII Compliant (Exc. Calif.)

Part # Inlet/Outlet

402225 2 1/4"



2 & 3 Way - 5.9L/6,000 Lbs.
4" Round x 11" Long
OBDII Compliant (Exc. Calif.)



Part#	Inlet/Outlet
410175	1 3/4"
410200	2"
410225	2 1/4"
410250	2 1/2"
410250S	2 1/2" / 8" Long
410300	3"

300 Cell - Hi Flow 2 & 3 Way - 5.9L/6,000 Lbs.
Metallic Substrate • 4" Round x 11" Long
OBDII Compliant (Exc. Calif.)

Part # Inlet/Outlet

415250 2 1/2"



HEAVY LOAD

THE "SPUN SOLUTION" CONVERTER
Heavy Duty • 5.9L/6,000 Lbs.
4" Round x 13" Long
OBDII Compliant (Exc. Calif.)

Part # Inlet/Outlet

435200 2"

435250 2 1/2"



* Designed for problem engines
i.e. GM 3.1L, 3.4L, 3.8L

HEAVY LOAD

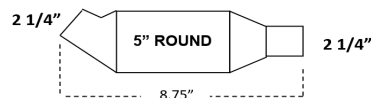
Honda
With Angled O2 Sensor Port
5.9L/6,000 Lbs.
4" Round x 13" Long
OBDII Compliant (Exc. Calif.)

Part # Inlet/Outlet

455200 2"
455225 2 1/4"
455250 2 1/2"



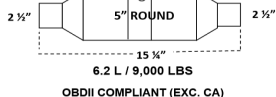
SPUN CATALYTIC CONVERTER
UNIVERSAL



5.9L / 6,000 LBS
OBDII COMPLIANT (Exc. CALIF.)

Part #	In/Out
502225	2 1/4"

"SPUN SOLUTION" HD
UNIVERSAL CATALYTIC CONVERTER
WITH CENTER O2 PORT



6.2 L / 9,000 LBS
OBDII COMPLIANT (Exc. CA)

Part #	In/Out
555225	2 1/4"
555250	2 1/2"
555300	3"

HEAVY LOAD


THE "SPUN SOLUTION" CONVERTER
Heavy Duty • 5.9L/6,000 Lbs.
4" Round x 8" Long
OBDII Compliant (Exc. Calif.)

Part # Inlet/Outlet
702200 2"
702225 2 1/4"



TRUCK DIESEL UNIVERSAL CONVERTER
6" Round x 12" Long

Part # Inlet/Outlet
810312 3 1/2"



UNIVERSAL CATALYTIC CONVERTER

With Dual O2 Ports
"Extra" Heavy Load -
2 & 3 Way - 5.9L/6,000 Lbs.
OBDII Compliant (Exc. Calif.)

Part # Inlet/Outlet

495200FC 2"
495225FC 2 1/4"
495250FC 2 1/2"




Universal Spun 4"

ULTRA HEAVY

THE "SPUN SOLUTION" CONVERTER
With Dual O2 Ports
"Ultra" Heavy Load • 6.2L/9,000 Lbs.
5" Round x 15 1/4" Long
OBDII Compliant (Exc. Calif.)

Part # Inlet/Outlet
558225 2 1/4"
558250 2 1/2"
558300 3"

Universal Spun 5"



Accessories

Part #	In/Out
63	O2 Sensor Nut 1/2"xM 18/1.5
63-45	O2 Sensor Nut/Angled 1/2"xM 18/1.5
107	O2 Sensor Port Plug 1/2" x M 18/1.5

ALUMINIZED

Stamped X-Pipes



Part #	Inlet / Outlet
X2141	2 1/4" 2 1/4"
X2121	2 1/2" 2 1/2"
X3001	3" 3"

ALUMINIZED

Stamped Y-Pipes



Part #	Inlet / Outlet
Y2001	2" 2"
Y2141	2 1/4" 2 1/4"
Y2121	2 1/2" 2 1/2"
Y3001	3" 3"
Y3212	3" 2 1/2"